




University of West Florida 2012 Work Plan Update





UWF TODAY

- Freshman Class 1,463 +17%
- 12,021 Students Fall 2011
- Ethnic Diversity Fall 2011 34%
- 1,950 Units On-Campus Housing
- FTIC Applications up 125%
- Accepts up 120%
- Transfers Accepts up 11%
- 2,849 Military Students
- 450 Online Courses
- 30,000 UWF Grads in NWFL





Recognition Partnerships Programs

F Forbes, One of America's Top Colleges



One of the best colleges
in the Southeast



U.S News and World Report, One of
the Top Online Education Programs

THE CHRONICLE
of Higher Education

2011 "Great Colleges to Work For"



"Green College"



2011 Military Friendly School





High Quality Student Learning



Academic Quality

- Student Development – 21st Century skills
- Strong Mentoring Program
- Service Learning Activities



Operational Efficiency

- Enhanced Advising
- Robust Student Living & Learning Environment
- Career Advising



Return on Investment

- Increased Graduate and STEM Degrees
- Outsourcing and Renegotiating Contracts
- Creation of the Business Enterprises DSO



Key Performance Indicators

Academic Quality and Operational Efficiency

Average SAT Scores and GPA

Freshman Retention Rate -2.1%

FTIC Graduation Rate 4yr. -1.2% 6yr +.2%

AA Transfer Graduation Rate 2 yr -4.6% 4 yr -6.3%



Key Performance Indicators

Return on Investment

Bachelors Degrees Awarded +11.5%

Graduate Degrees Awarded +48.9%

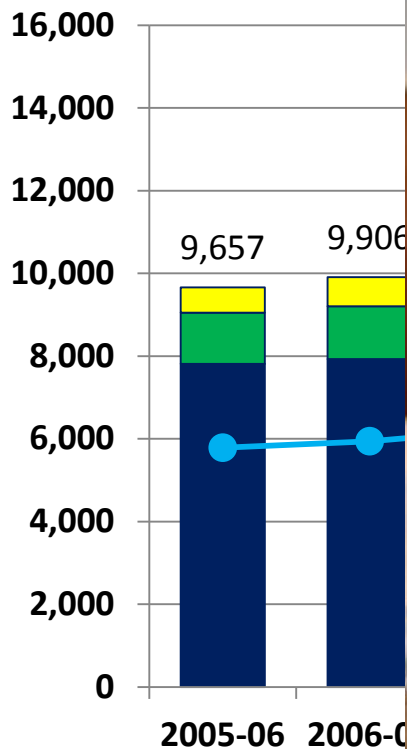
Graduate Degrees in STEM +9.1%

Annual Gifts Received +13.5%



Purposeful Growth

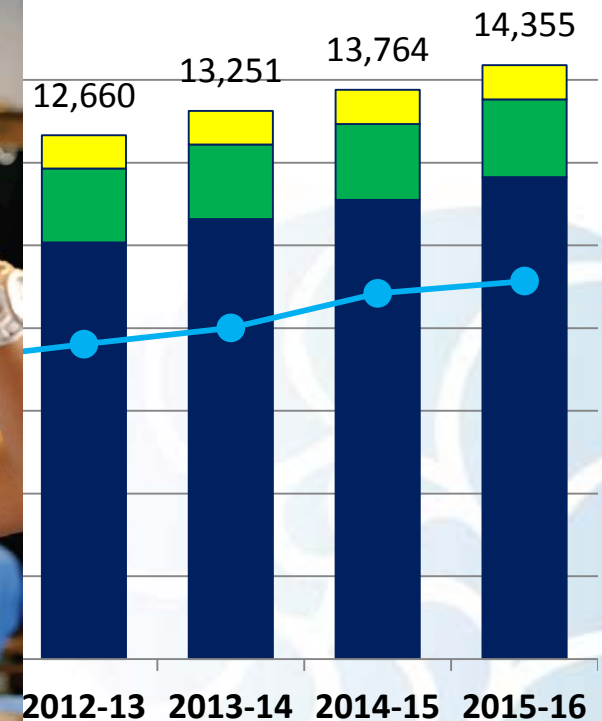
ENROLLMENT PLAN



■ Undergraduate

■ Non-Degree Headcount (Fall)

NEW PROGRAMS



■ Undergraduate

■ Non-Degree Headcount (Fall)



● FTE (Annual) - SUS Definition



Differential Tuition

Institutional Investment



Recruit



Retain



Specialized Program



Differential Tuition

Student Success Plan



Undergraduate Research



2 + 2 Enrichment



Capital Improvement TF

Intramural Athletic Fields



Field House Bleacher Install



