



STATE UNIVERSITY SYSTEM *of* FLORIDA

Board of Governors

Budget & Finance Committee

Tico Perez, Chair

June 21, 2012

www.flbog.edu

Consideration of University Capital Improvement Fee Increases



STATE UNIVERSITY SYSTEM of FLORIDA
Board of Governors

Capital Improvement Fee

- Established in Statute in 1982 at \$3.76 per credit hour.
- Statute increased the fee to \$4.76 in 1988.
- Board / SUS initiative to modify the statute 5 out of the last 6 years.
- New statutory authority caps the fee at 10% of tuition, with no more than a \$2 per credit hour increase per year.



Capital Improvement Fee

- Past projects such as student unions, wellness centers, student recreational facilities.
- Fee may fund any project or real property acquisition.
- Revenue is collected by the university and remitted to the State.
- Universities submit proposed projects to the Board for consideration.
- Board requests Legislative authority for projects.



UCF - Capital Improvement Fee

Fee Committee Meeting Date: 05/15/12
Proposed Increase Per Credit Hour: \$2.00
Revenue Allocation: \$25.4 million



Proposed Project	Estimated 2013-14 Project Cost
Library- Phase 1 –Addition and Upgrade	\$24 M
Recreation and Wellness Center Outdoor Improvements	\$5 M
Creative School for Children –New Facility	\$6 M
Student Union 2 –New Facility	\$14 M



FIU - Capital Improvement Fee

Fee Committee Meeting Date: 05/08/12
Proposed Increase Per Credit Hour: \$2.00
Revenue Allocation: \$17.9 million



Proposed Project	Estimated 2013-14 Project Cost
Graham University Center, Expansion	\$7.5 M
Recreation Center Expansion	\$7.5 M
Wolf University Center Renovations	\$2.9 M



STATE UNIVERSITY SYSTEM of FLORIDA
Board of Governors

UWF - Capital Improvement Fee

Fee Committee Meeting Date: 04/16/12
Proposed Increase Per Credit Hour: \$2.00
Revenue Allocation: \$4.2 million



Proposed Project	Estimated 2013-14 Project Cost
Recreational Sports Complex	\$4.2 M
Field House Bleacher Repair and Expansion	\$1 M
Athletic Training Room Relocation	\$400,000



STATE UNIVERSITY SYSTEM of FLORIDA
Board of Governors

UF- Capital Improvement Fee

Fee Committee Meeting Date: 04/27/12
Proposed Increase Per Credit Hour: \$2.00
Revenue Allocation: \$20 million



Proposed Project	Estimated 2013-14 Project Cost
J. Wayne Reitz Union Renovation	\$20 M



USF - Capital Improvement Fee

Fee Committee Meeting Date: 06/04/12

Proposed Increase Per Credit Hour: \$2.00

Revenue Allocation: \$22.1 million



Proposed Project	Estimated 2013-14 Project Cost
Sarasota-Manatee – Student Outdoor Recreation Facilities	\$817,794
St. Petersburg – Recreation Pool, ADA Compliant, with Swim Lanes	\$700,000
St. Petersburg - Volleyball Courts (2), Lighted	\$200,000
St. Petersburg - Recreation Field Lighting	\$450,000
St. Petersburg - Recreation Facility Adjoining University Student Center	\$811,534
Health Science Student Center	\$4.3 M
Tampa- Marshall Student Center Expansion	\$7.3 M
Tampa- Wellness Center Next Phase	\$7 M



STATE UNIVERSITY SYSTEM of FLORIDA
Board of Governors

FAU - Capital Improvement Fee

Fee Committee Meeting Date: 05/18/12
Proposed Increase Per Credit Hour: \$2.00
Revenue Allocation: \$11.7 million



Proposed Project	Estimated 2013-14 Project Cost
Student Union Expansion and Renovation, Boca Raton Campus	\$9 M
Breezeway Renovation and Repairs, Boca Raton Campus	\$2.5 M
Recreational Field Lights, Jupiter Campus	\$200,000



STATE UNIVERSITY SYSTEM of FLORIDA
Board of Governors

New College - Capital Improvement Fee

Fee Committee Meeting Date: 05/02/12
Proposed Increase Per Credit Hour: \$1.38
Revenue Allocation: \$350,000



Proposed Project	Estimated 2013-14 Project Cost
Capital Renewal and Deferred Maintenance Supporting Existing Facilities	\$350,000



FAMU - Capital Improvement Fee

Fee Committee Meeting Date: 05/21/12
Proposed Increase Per Credit Hour: \$2.00
Revenue Allocation: \$6.1 million



Proposed Project	Estimated 2013-14 Project Cost
Student Union	\$30 M



STATE UNIVERSITY SYSTEM of FLORIDA
Board of Governors

UNF - Capital Improvement Fee

Fee Committee Meeting Date: 04/13/12
Proposed Increase Per Credit Hour: \$2.00
Revenue Allocation: \$7.1 million



Proposed Project	Estimated 2013-14 Project Cost
Recreational Gymnasium/Pool	\$3.6 M
Sanctuary/Performance Hall	\$3.6 M



FGCU - Capital Improvement Fee

Fee Committee Meeting Date: 05/08/12
Proposed Increase Per Credit Hour: \$2.00
Revenue Allocation: \$4.7 million



Proposed Project	Estimated 2013-14 Project Cost
Recreation Center, Phase 1	\$4.7 M



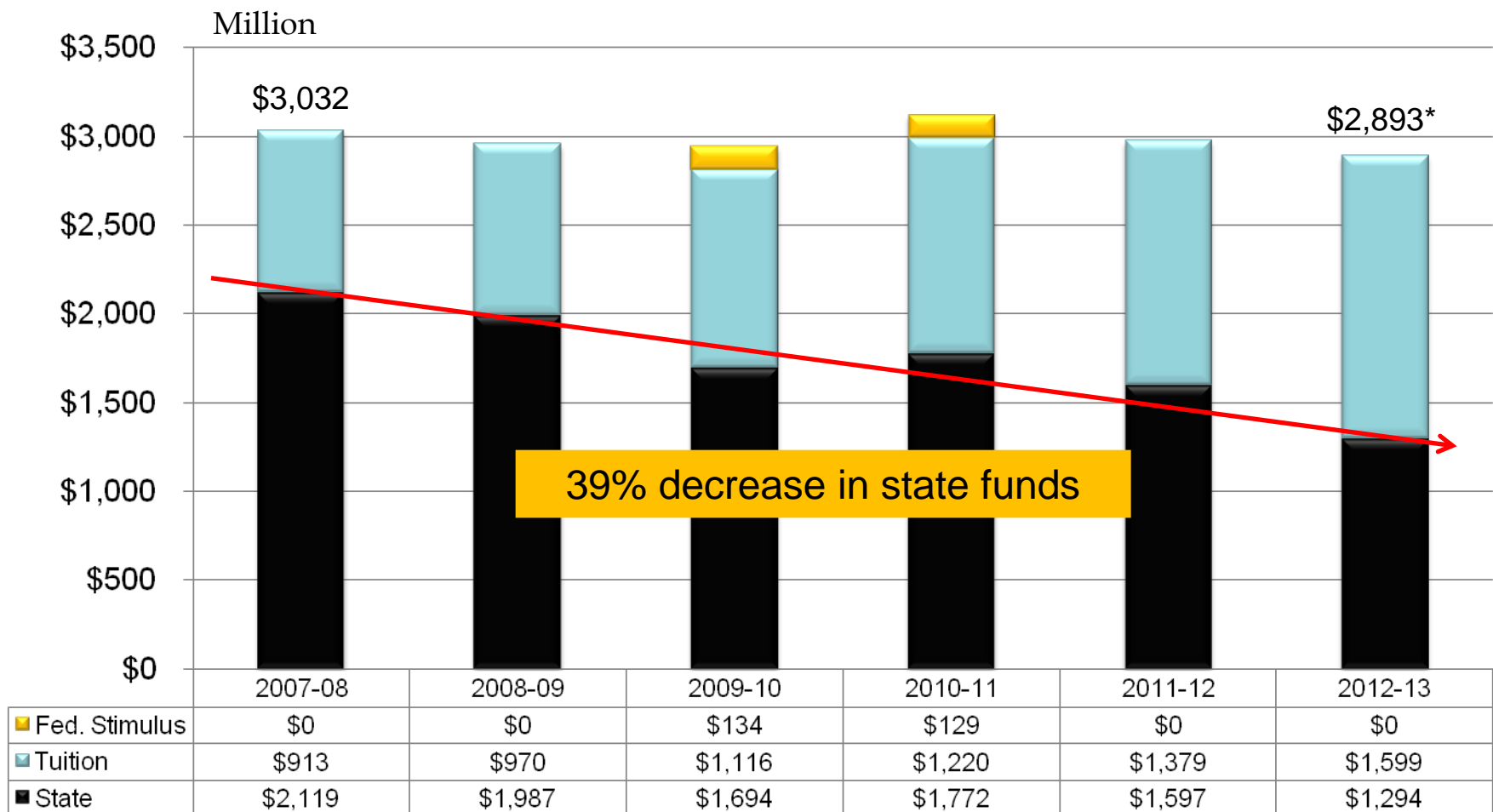
STATE UNIVERSITY SYSTEM of FLORIDA
Board of Governors

Consideration of University Tuition Differential Fee Increases



STATE UNIVERSITY SYSTEM *of* FLORIDA
Board of Governors

Even with Tuition Increases, Total Education & General Appropriation is Less than it was in 2007-08



*includes Legislative assumption of 15% tuition differential.

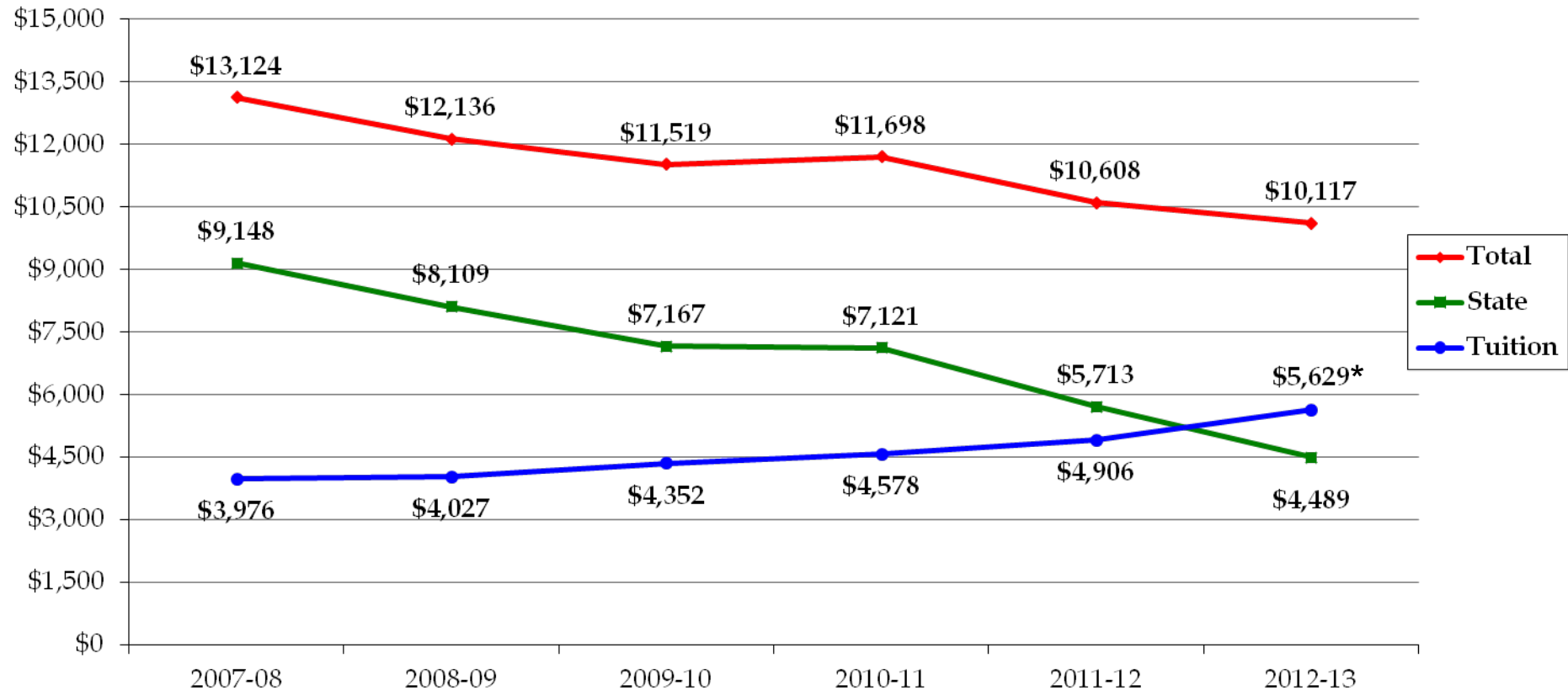


STATE UNIVERSITY SYSTEM of FLORIDA
Board of Governors

Excludes IFAS and medical center funding

www.flbog.edu

E&G Funding per FTE Student - Students will Contribute a Larger Portion

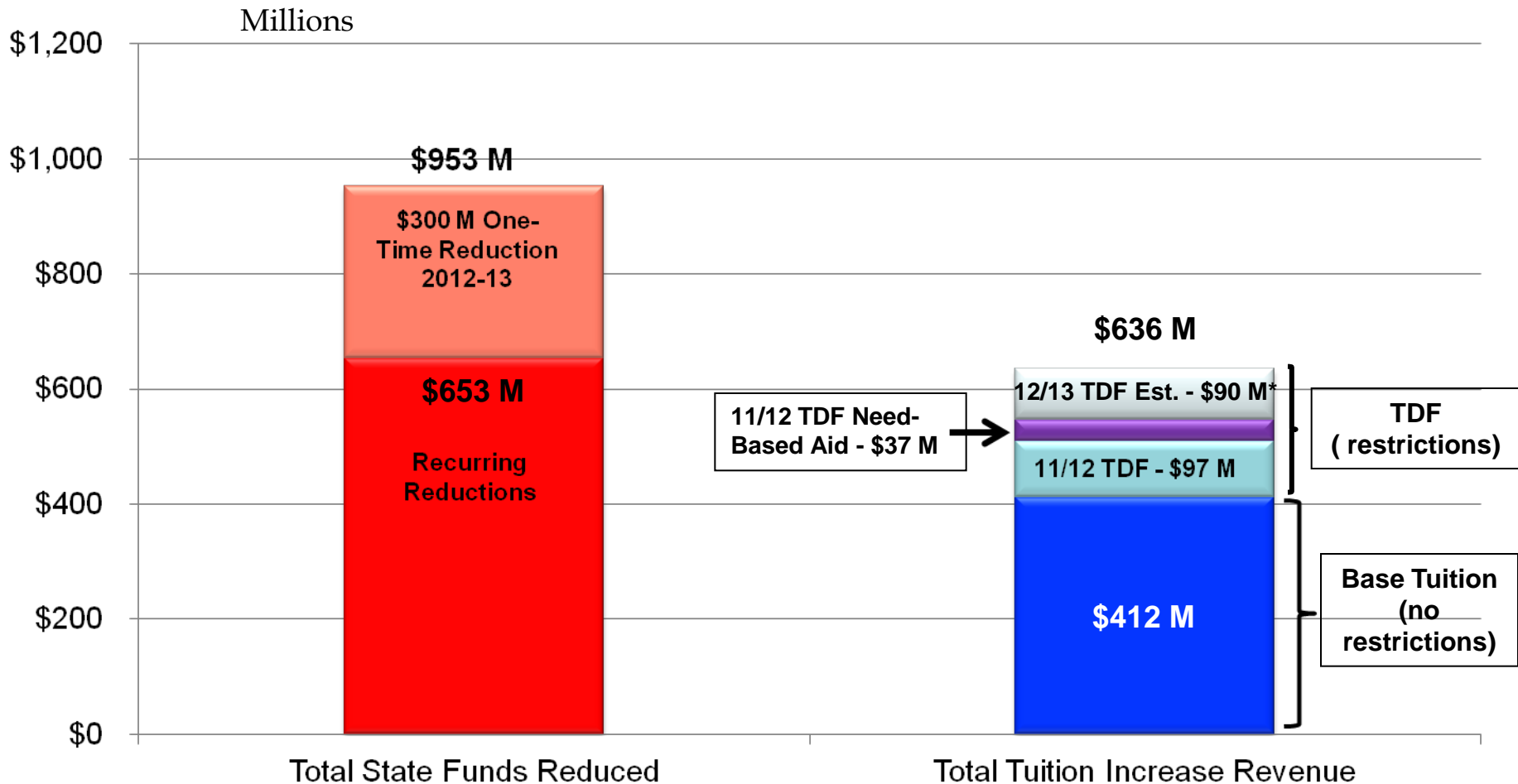


- State and Total funding for 2009-10 and 2010-11 includes federal stimulus. Does not include IFAS or medical centers.
-Adjusted for inflation.
* Includes legislative assumptions of 15% tuition differential and 8% undergraduate non-resident tuition increases.



STATE UNIVERSITY SYSTEM of FLORIDA
Board of Governors

Education & General Reductions Compared to Tuition Increase Revenue since 2007-08

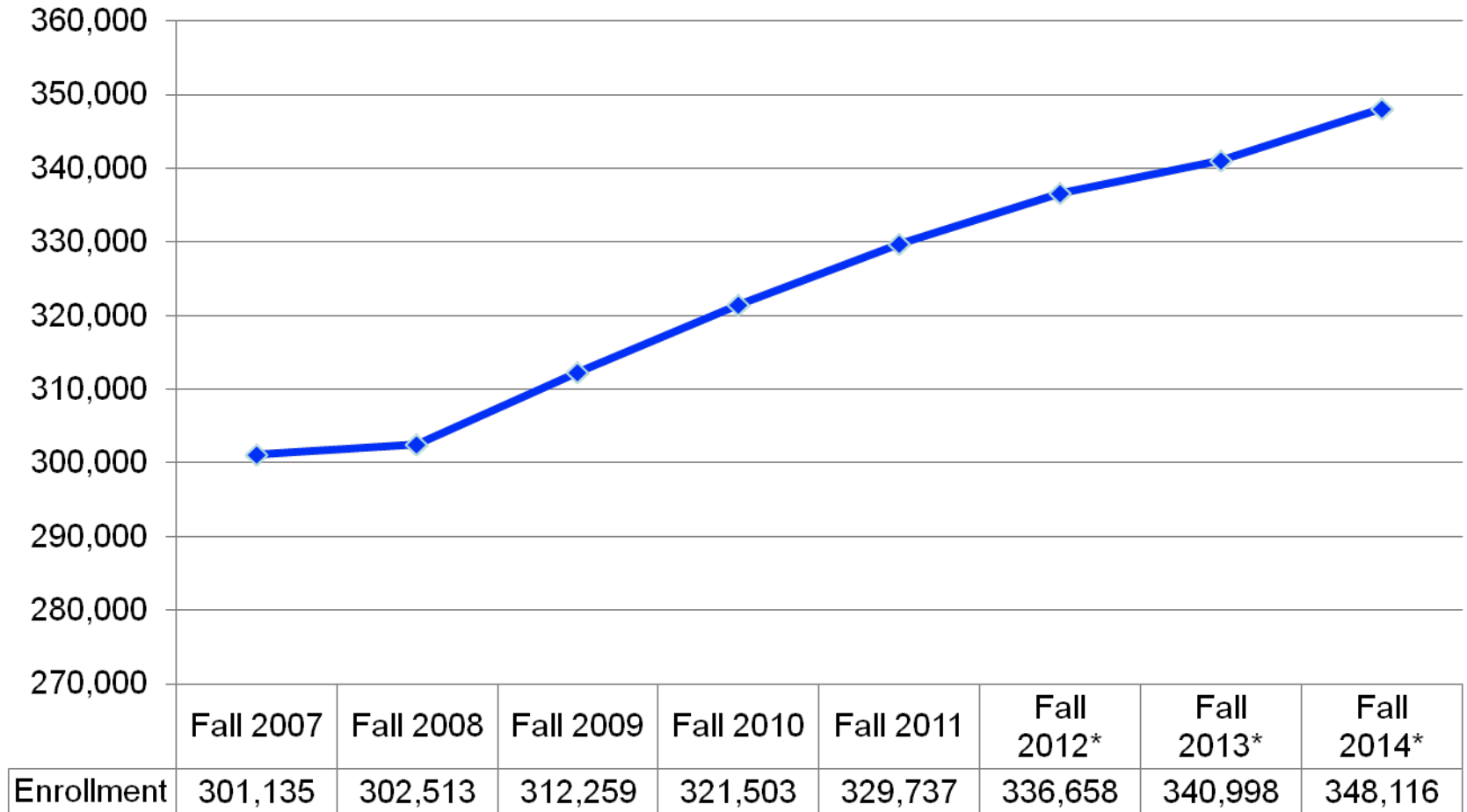


* 30% would be for need-based aid



STATE UNIVERSITY SYSTEM of FLORIDA
Board of Governors

Student Enrollments Projected to Increase by 20,000 Over the Next 3 Years



STATE UNIVERSITY SYSTEM of FLORIDA
Board of Governors

*Estimated

Students have Access to a Variety of Financial Aid Sources

- State (i.e. Bright Futures)
- Federal (i.e. Pell Grants)
- Institutional Awards
- Private Awards
- Waivers

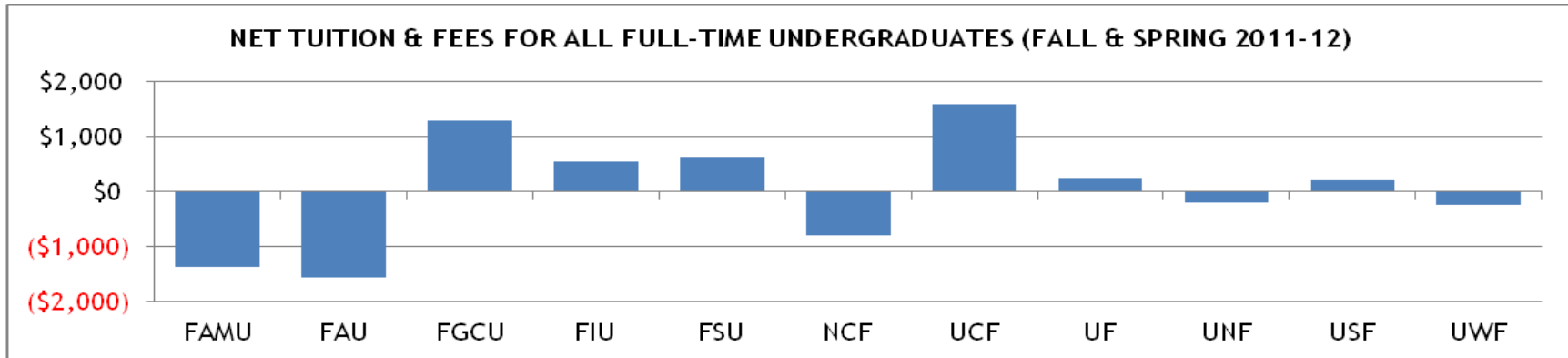


Net Tuition and Fees by Family Income

Estimated Net Tuition and Fees by Family Income

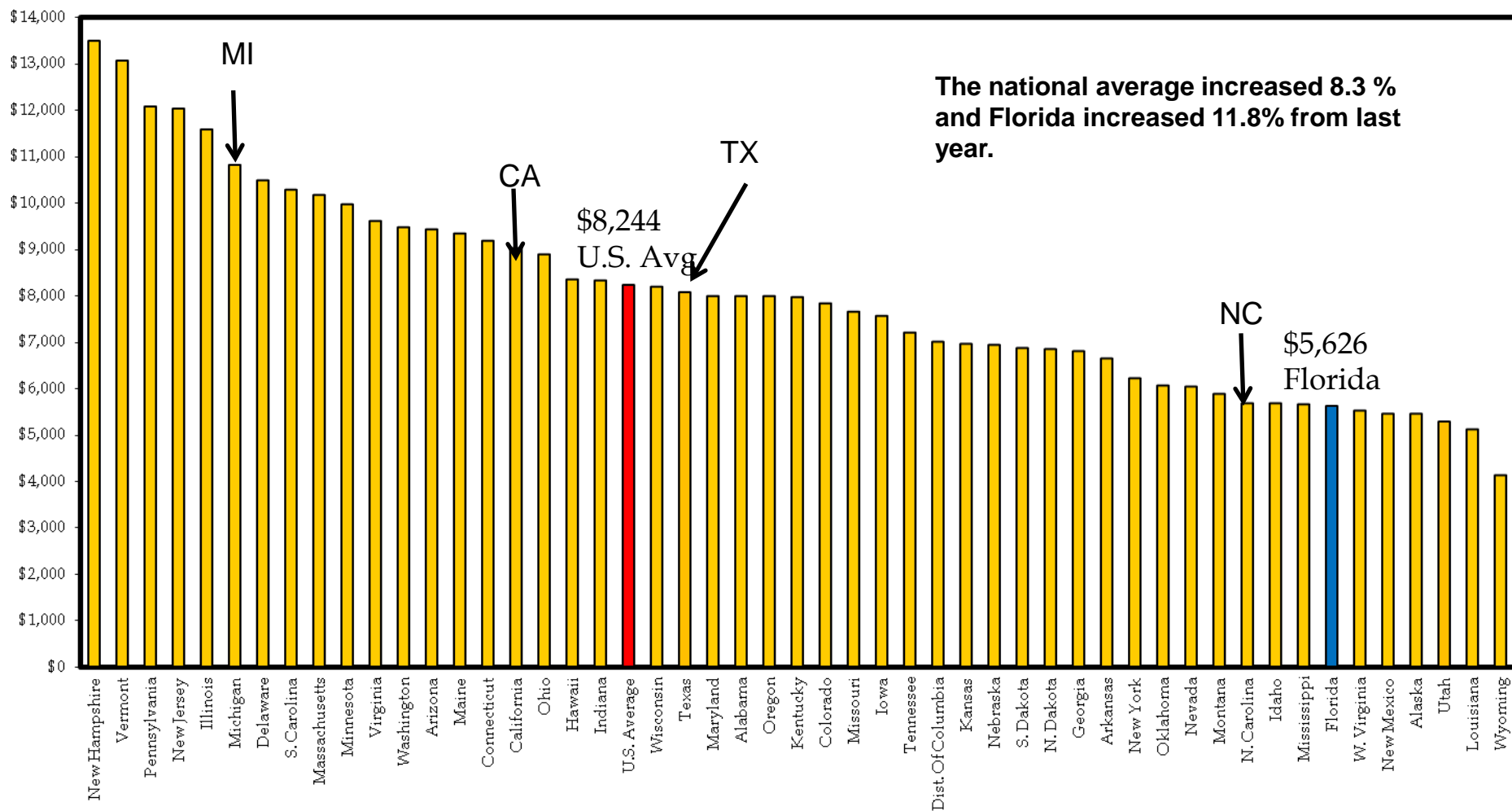
(for Full-Time Undergraduate Florida Residents in the Fall and Spring of 2011-12)

FAMILY INCOME GROUPS	FAMU	FAU	FGCU	FIU	FSU	NCF	UCF	UF	UNF	USF	UWF
Below \$40,000	(\$2,061)	(\$4,481)	(\$2,420)	(\$2,753)	(\$3,262)	(\$4,200)	(\$657)	(\$4,320)	(\$3,379)	(\$2,863)	(\$2,405)
\$40,000-\$59,999	\$336	(\$1,664)	\$588	\$94	(\$430)	(\$813)	\$862	(\$667)	(\$1,034)	(\$308)	\$391
\$60,000-\$79,999	\$937	\$155	\$2,148	\$1,467	\$1,466	\$167	\$1,987	\$1,198	\$1,527	\$1,803	\$1,575
\$80,000-\$99,999	\$393	\$491	\$2,490	\$1,959	\$2,039	\$537	\$2,326	\$1,498	\$1,894	\$2,621	\$2,121
\$100,000 Above	\$235	\$553	\$2,395	\$1,985	\$2,240	\$451	\$2,397	\$1,357	\$2,239	\$2,607	\$2,426
Missing	0	\$2,264	n/a	n/a	\$4,644	\$1,876	\$2,658	\$2,422	\$1,788	\$4,638	\$2,833
TOTAL	(\$1,365)	(\$1,552)	\$1,305	\$550	\$642	(\$791)	\$1,596	\$248	(\$194)	\$209	(\$241)



STATE UNIVERSITY SYSTEM of FLORIDA
Board of Governors

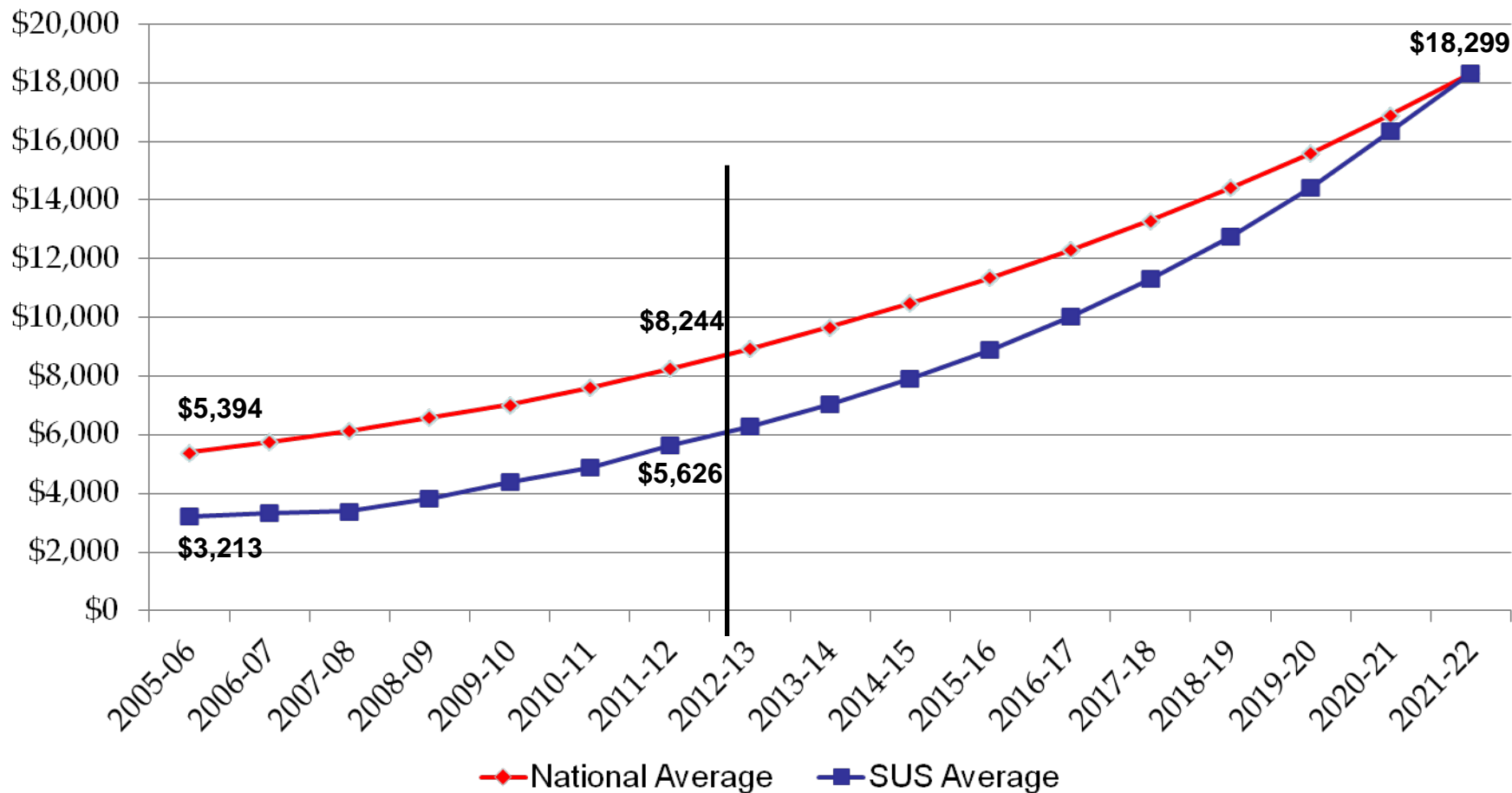
Florida Ranks 45th in Undergraduate Tuition & Fees in 2011-12



STATE UNIVERSITY SYSTEM of FLORIDA
Board of Governors

College Board, Trends in College Pricing, 2011

SUS Institutions Would Reach the National Average In 10 Years if Recent Trends Continue



STATE UNIVERSITY SYSTEM of FLORIDA
Board of Governors

National Average – assumes a 8.3% annual increase.
SUS – assumes 15% tuition and 5% local fee increase.

Universities Continue to Implement Efficiencies - Examples include:

- 218 Program terminations
- 100+ Institutes & Centers eliminated
- Outsourcing services
- Consolidation of operations and co-location of units to enable shared services
- System builders risk insurance contract
- Increasing faculty instructional assignments
- Strategic sourcing of contracts
- Energy efficiencies – 3% decrease in cost
- University efficiencies are shared with the Board each September when the

Legislative Budget Request is considered –

http://www.flbog.edu/documents_meetings/0150_0540_4323_219%20BUD%204m%20-%20Efficiency%20reports.pdf



STATE UNIVERSITY SYSTEM of FLORIDA
Board of Governors

SUS Undergraduate Tuition Increases

Year	Base Tuition (Set by Legislature)	Tuition Differential (Set by Board of Governors)	Total
2007-08	5%	0%	5%
2008-09*	6%	8%	14%
2009-10	8%	7%	15%
2010-11	8%	7%	15%
2011-12	8%	7%	15%
2012-13	0%		

*Only 5 universities were authorized to charge tuition differential.



STATE UNIVERSITY SYSTEM of FLORIDA
Board of Governors

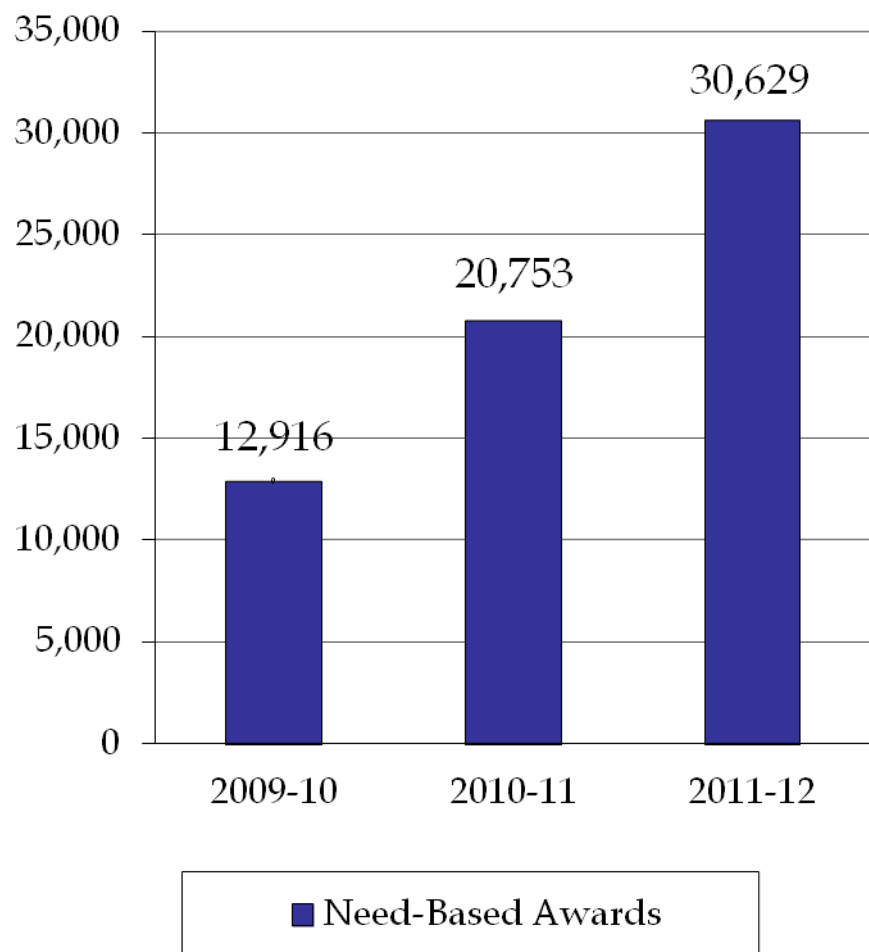
Tuition Differential Resources Ensure Students Have Access to Needed Courses - 2011-12

	Adjuncts / Faculty Hired or Retained	Advisors Hired or Retained	Course Sections Added or Saved
FAMU	521	5	859
FAU	75	9	500
FGCU	32	4	410
FIU	208	32	992
FSU	149	35	123
NCF	1	3	5
UCF	209	29	1,733
UF	96	3	559
UNF	48	----	288
USF	46	40	184
USF-S/M	87	----	182
USF-SP	16	3	97
UWF	40	1	287
Total	1,528	164	6,219



STATE UNIVERSITY SYSTEM of FLORIDA
Board of Governors

30,629 Students Received a Tuition Differential Need-Based Financial Aid Award in 2011-12



	# of Students	\$ Mean Award
FAMU	1,305	\$1,149
FAU	3,382	\$1,649
FGCU	752	\$1,847
FIU	5,688	\$642
FSU	3,384	\$1,742
NCF	26	\$5,439
UCF	6,745	\$939
UF	1,372	\$4,177
UNF	412	\$3,325
USF	6,116	\$1,324
USF-S/M	265	\$1,044
USF-SP	509	\$1,293
UWF	672	\$1,240



STATE UNIVERSITY SYSTEM of FLORIDA
Board of Governors

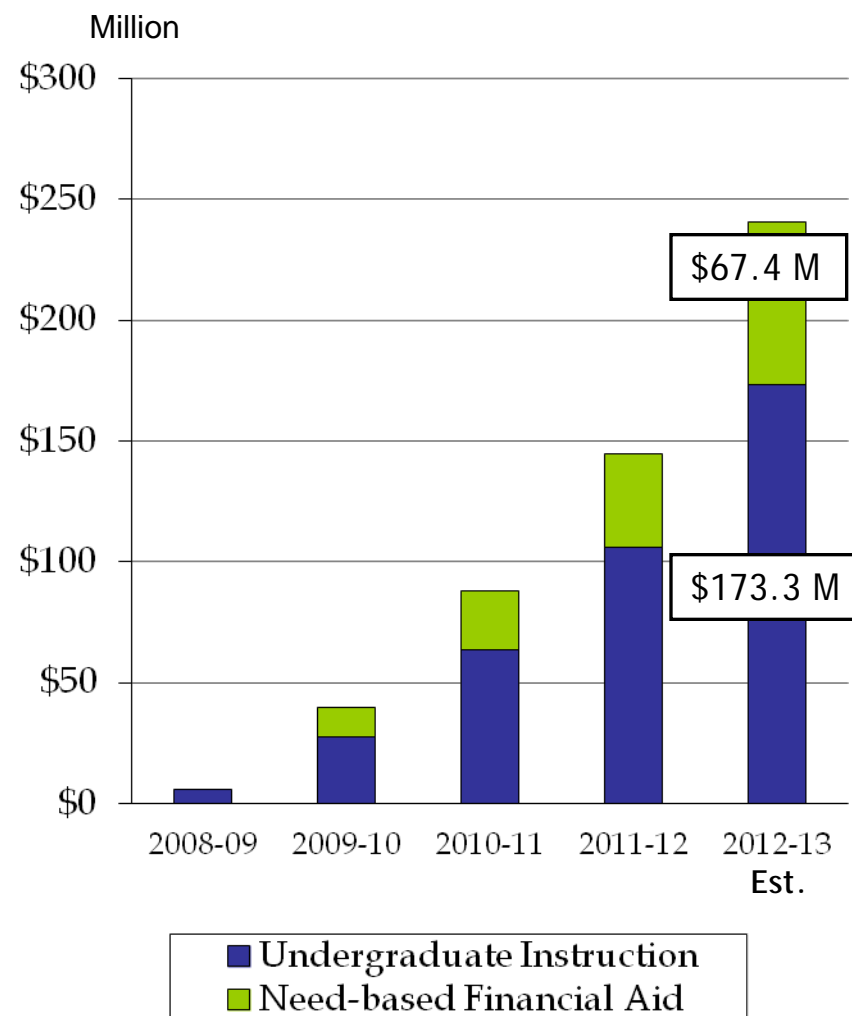
Tuition Differential Per Credit Hour & Revenue Collected

	2008-09	2009-10	2010-11	2011-12	2012-13
FAMU		\$5.74	\$12.80	\$21.42	\$40.13
FAU		\$5.74	\$12.80	\$21.42	\$40.13
FGCU		\$5.74	\$12.80	\$21.42	\$38.88
FIU	\$6.96	\$13.74	\$22.00	\$32.00	\$52.29
FSU	\$6.96	\$13.74	\$22.00	\$32.00	\$52.29
NCF		\$5.74	\$12.80	\$21.42	\$40.13
UCF	\$2.32	\$8.41	\$15.88	\$24.96	\$44.20
UF	\$6.96	\$13.74	\$22.00	\$32.00	\$44.17
UNF		\$5.74	\$12.80	\$21.42	\$40.13
USF	\$6.96	\$13.74	\$22.00	\$32.00	\$46.88
USF-SM		\$5.74	\$12.80	\$21.42	\$35.14
USF-SP		\$5.74	\$12.80	\$21.42	\$35.14
UWF		\$5.74	\$12.80	\$21.42	\$40.13

Amounts per credit hour.



STATE UNIVERSITY SYSTEM of FLORIDA
Board of Governors



\$ Changes in Tuition and Fees Mirror National Average

	2009-10		2010-11		2011-12		2012-13	
Univ.	\$ change	% change	\$ change	% change	\$ change	% change	\$ change	% change
FAMU	\$548.10	15.3%	\$505.40	12.3%	\$551.40	11.9%	\$710.60	13.7%
FAU	\$527.06	13.9%	\$612.80	14.2%	\$559.21	11.4%	\$627.90	12.6%
FGCU	\$555.00	14.0%	\$457.20	10.1%	\$551.40	11.1%	\$615.00	11.1%
FIU	\$521.78	14.4%	\$583.78	11.4%	\$679.24	11.5%	\$739.12	13.0%
FSU	\$578.70	14.5%	\$671.70	14.7%	\$587.40	11.2%	\$658.50	11.3%
NCF	\$546.90	15.9%	\$483.30	12.1%	\$580.20	13.0%	\$602.70	11.9%
UCF	\$578.10	14.6%	\$495.09	10.9%	\$563.31	11.2%	\$663.00	11.9%
UF	\$595.50	15.8%	\$671.10	15.3%	\$607.39	12.0%	\$486.30	8.6%
UNF	\$715.20	11.1%	\$718.20	17.1%	\$619.23	14.6%	\$683.10	12.1%
USF - Tampa	\$621.00	14.7%	\$607.80	13.6%	\$630.04	11.7%	\$528.90	9.1%
USF - St. Pete	\$901.80	16.7%	\$584.21	24.3%	\$565.30	12.7%	\$516.90	9.9%
USF - Sar./Man.	\$881.70	16.2%	\$545.15	24.1%	\$626.85	12.0%	\$471.60	9.3%
UWF	\$583.50	15.2%	\$631.52	13.9%	\$621.70	13.2%	\$850.80	15.7%
Nat'l Average*	\$435.00	6.6%	\$593.00	8.4%	\$631.00	8.3%	\$684.00	8.3%

* 2012-13 Nat'l Average estimated based on 2011-12.

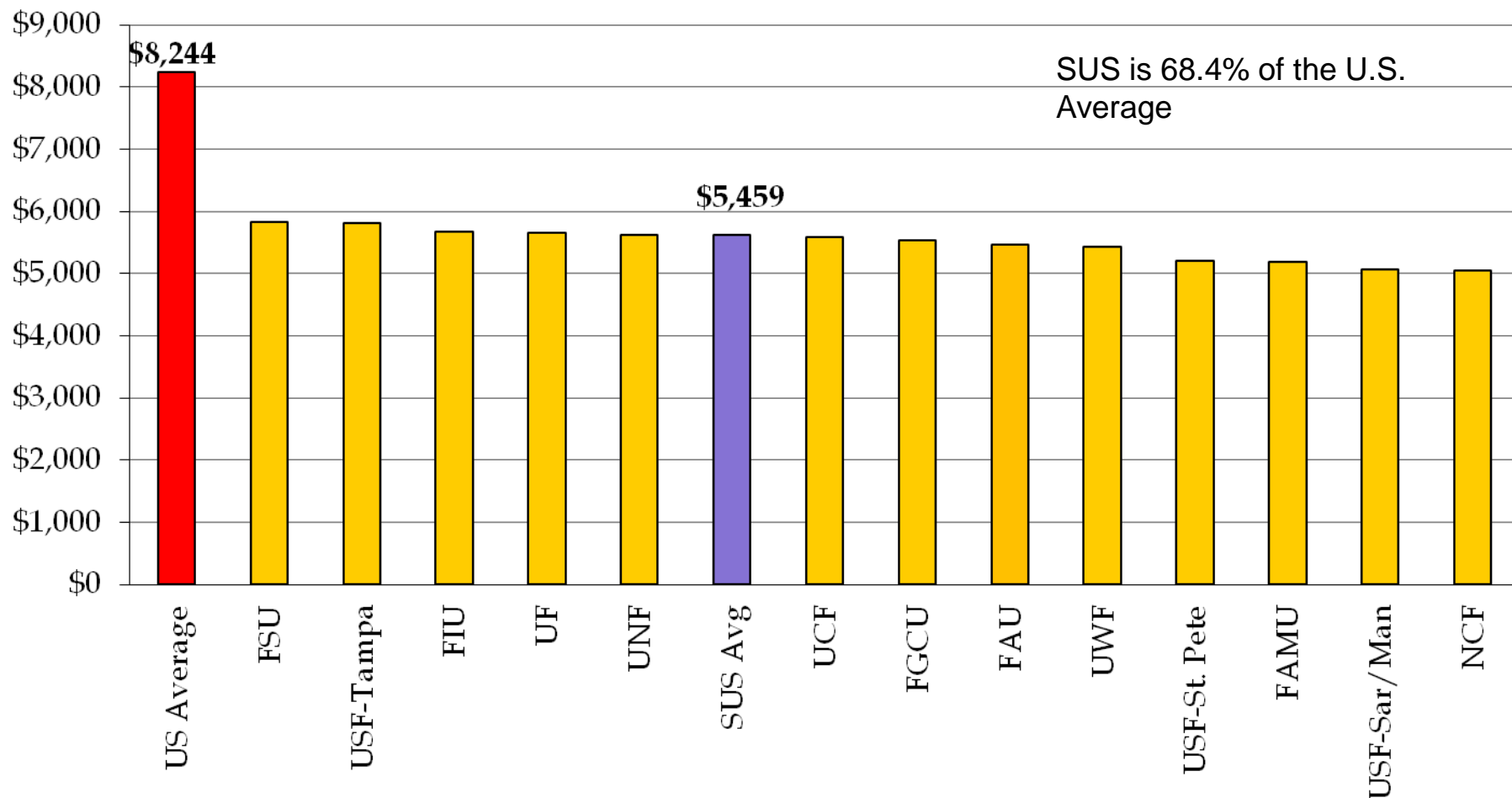


STATE UNIVERSITY SYSTEM of FLORIDA
Board of Governors

Changes are based on 30 credit hours

www.flbog.edu

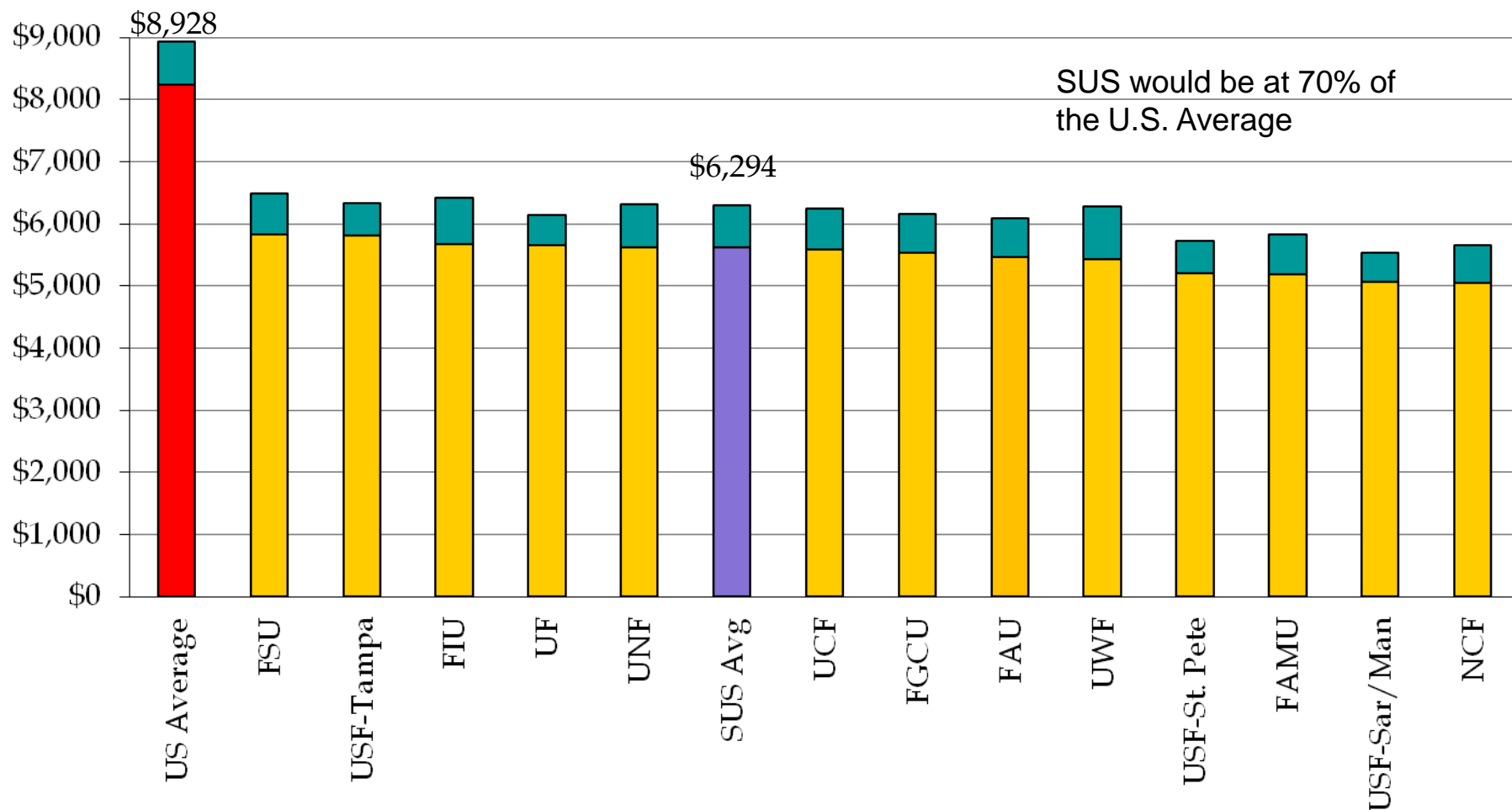
Undergraduate Tuition & Fees - SUS Compared to U.S. Average for 2011-12



STATE UNIVERSITY SYSTEM of FLORIDA
Board of Governors

U.S. Average from The College
Board, Annual Survey of Colleges

Undergraduate Tuition & Fees - SUS Compared to U.S. Average for 2012-13



STATE UNIVERSITY SYSTEM of FLORIDA
Board of Governors

Tuition Differential Review Process

- Consider and take action on each proposal
- Recommendation to be made to the full Board this afternoon
- If a proposal is denied by the full Board:
 - Board of Trustees, within 5 days (June 26), may request reconsideration by the Board's Appeals Committee
 - Appeals Committee will meet within 10 days (July 2)
 - Appeals Committee consists of the chairs of each existing committee



UCF - Fall 2012 Tuition Differential

- 15% Increase
- \$19.24 per credit hour
- \$577.20 for 30 credit hours
- \$19.8 M Revenue
- Hire/retain faculty, maintain/increase course sections, and other support activities.

2011-12 - \$24.2 M Tuition Differential Expenditures:

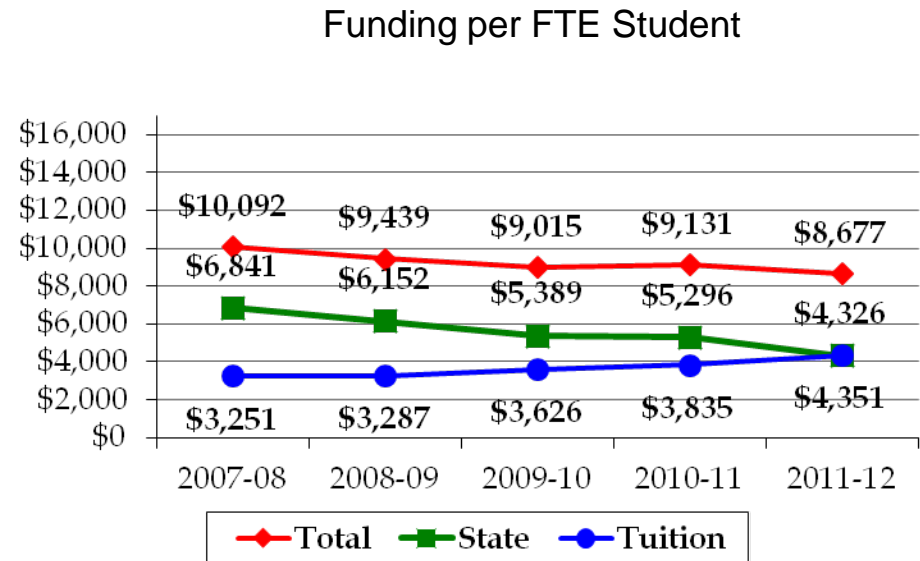
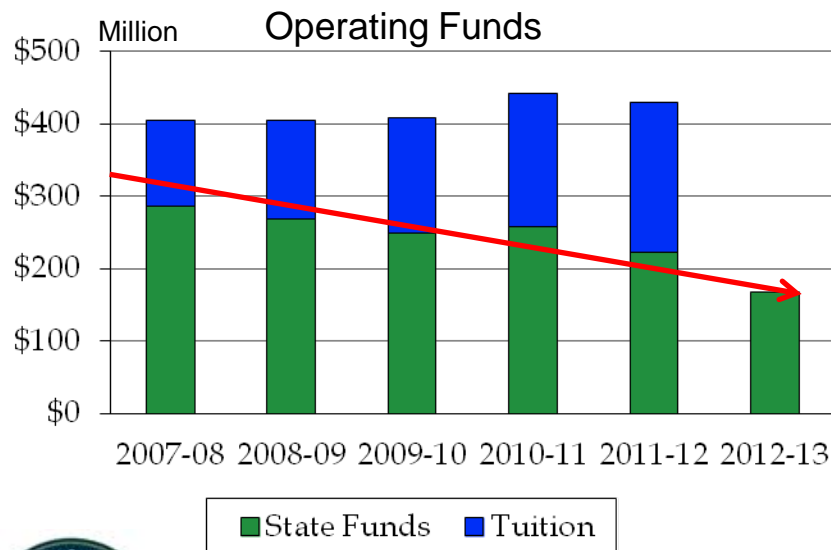
Course Sections – 1,733

Adjuncts / Faculty – 209

Advisors – 29

Financial Aid Awards – 6,745

\$ Mean Award - \$939



STATE UNIVERSITY SYSTEM of FLORIDA
Board of Governors

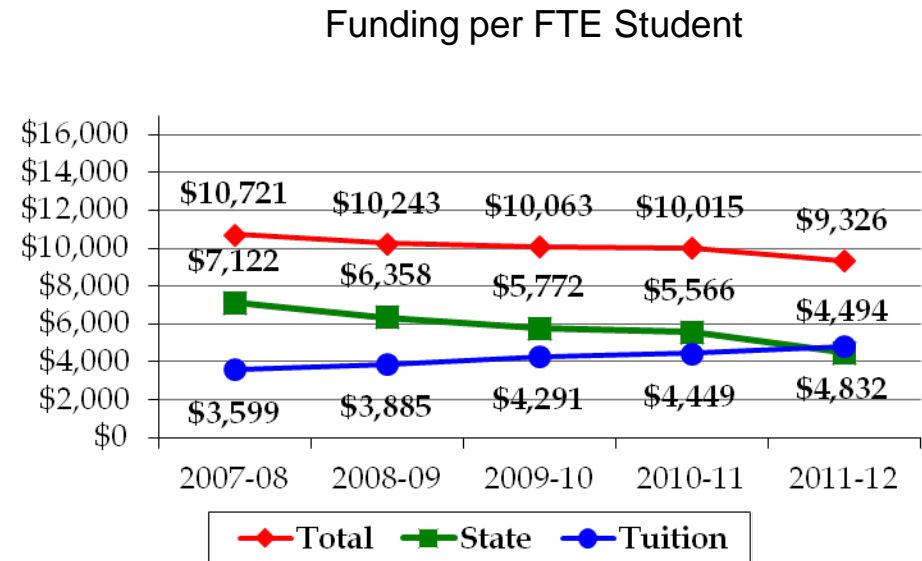
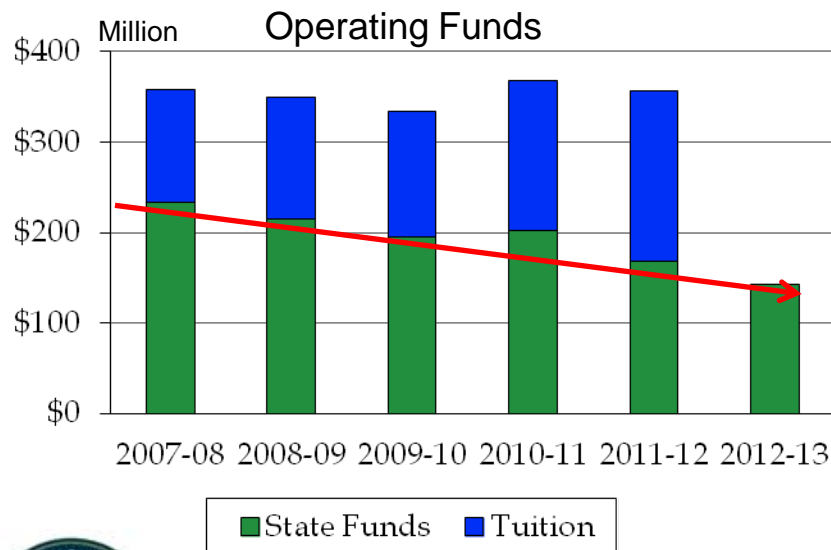
FIU - Fall 2012 Tuition Differential

- 15% Increase
- \$20.29 per credit hour
- \$608.70 for 30 credit hours
- \$15.6 M Revenue
- Hire faculty and advisors, improve disability services, increase summer course offerings.

2011-12 - \$24.5 M Tuition Differential Expenditures:

Course Sections – 992
Adjuncts / Faculty – 208
Advisors – 32

Financial Aid Awards – 5,688
\$ Mean Award - \$642



STATE UNIVERSITY SYSTEM of FLORIDA
Board of Governors

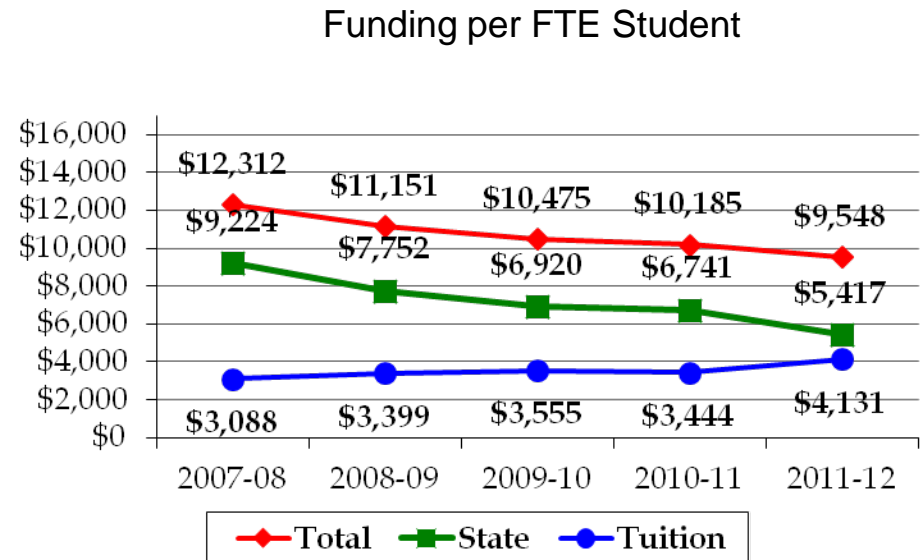
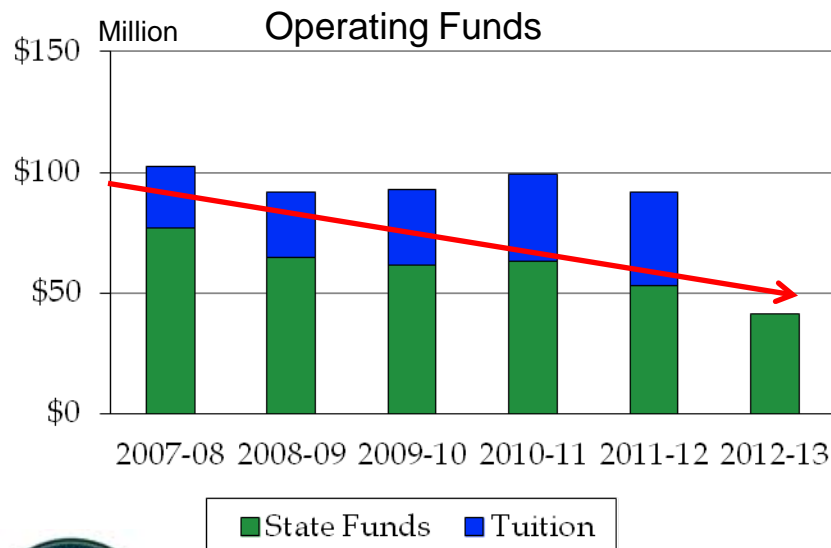
UWF - Fall 2012 Tuition Differential

- 15% Increase
- \$18.71 per credit hour
- \$561.30 for 30 credit hours
- \$3.5 M Revenue
- Hire faculty, support for student persistence & completion, marine services, financial aid office.

2011-12 - \$4 M Tuition Differential Expenditures:

Course Sections – 287
Adjuncts / Faculty – 40
Advisors – 1

Financial Aid Awards – 672
\$ Mean Award - \$1,240



STATE UNIVERSITY SYSTEM of FLORIDA
Board of Governors

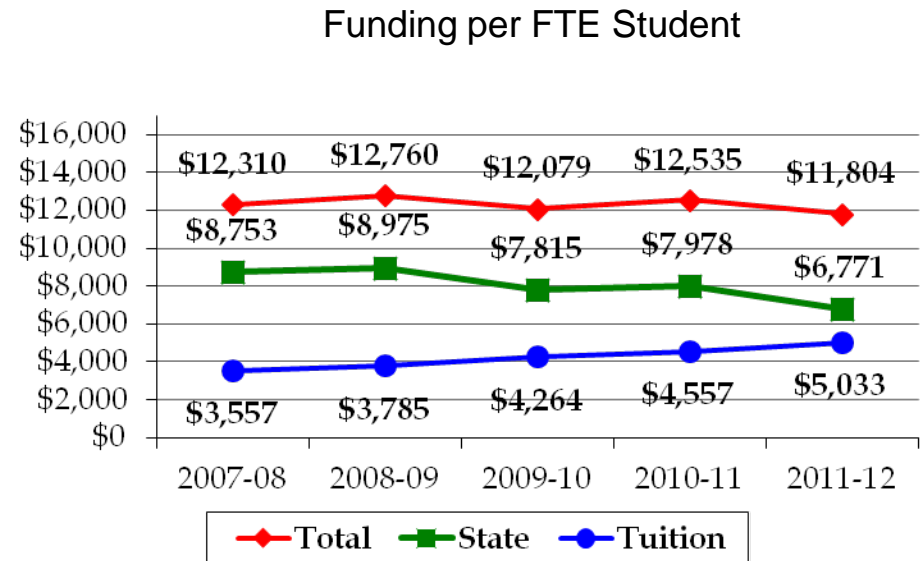
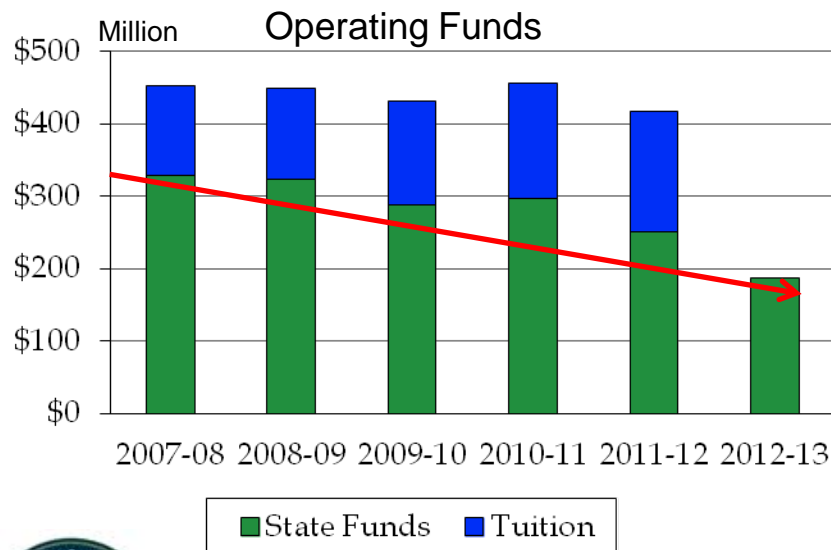
FSU - Fall 2012 Tuition Differential

- 15% Increase
- \$20.29 per credit hour
- \$608.70 for 30 credit hours
- \$13.6 M Revenue
- Hire faculty to support STEM, student success needs, and Entrepreneurial program.

2011-12 - \$20.3 M Tuition Differential Expenditures:

Course Sections – 123
Adjuncts / Faculty – 149
Advisors – 35

Financial Aid Awards – 3,384
\$ Mean Award - \$1,742



STATE UNIVERSITY SYSTEM of FLORIDA
Board of Governors

UF - Fall 2012 Tuition Differential

- 9% Increase
- \$12.17 per credit hour
- \$365.10 for 30 credit hours
- \$7.7 M Revenue
- Hire/retain faculty and advisors, maintain critical tracking policy.

2011-12 - \$16.1 M Tuition Differential Expenditures:

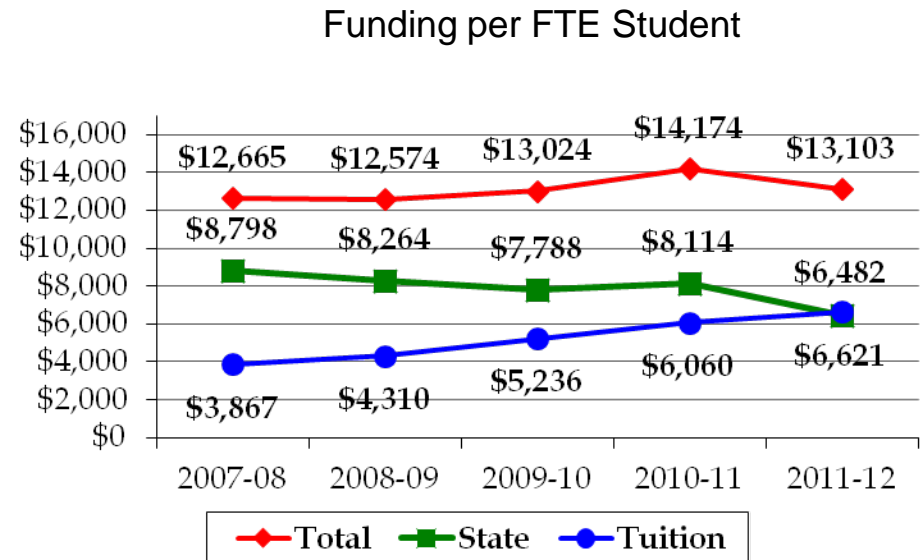
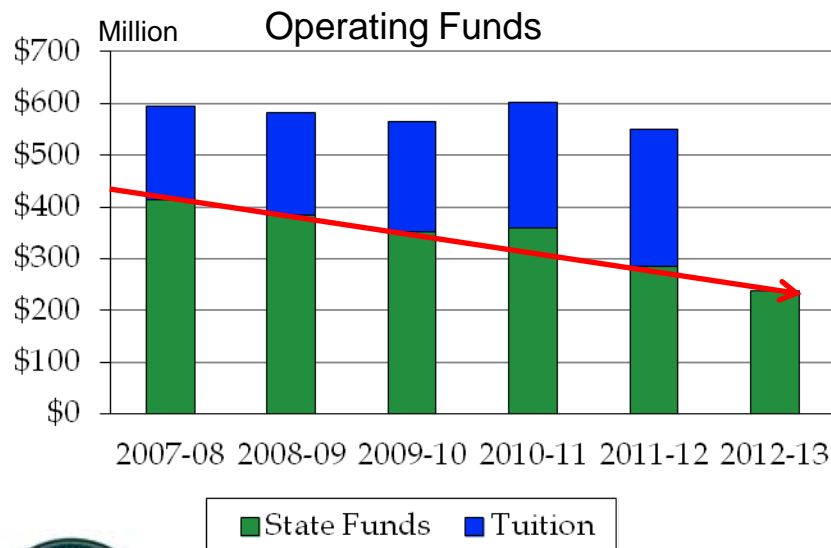
Course Sections – 559

Adjuncts / Faculty – 96

Advisors – 3

Financial Aid Awards – 1,372

\$ Mean Award - \$4,177



STATE UNIVERSITY SYSTEM of FLORIDA
Board of Governors

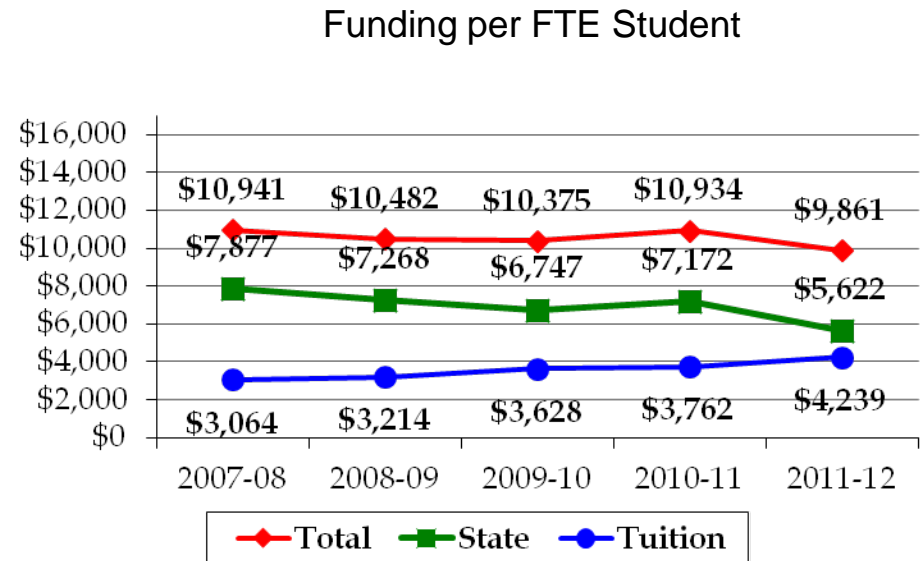
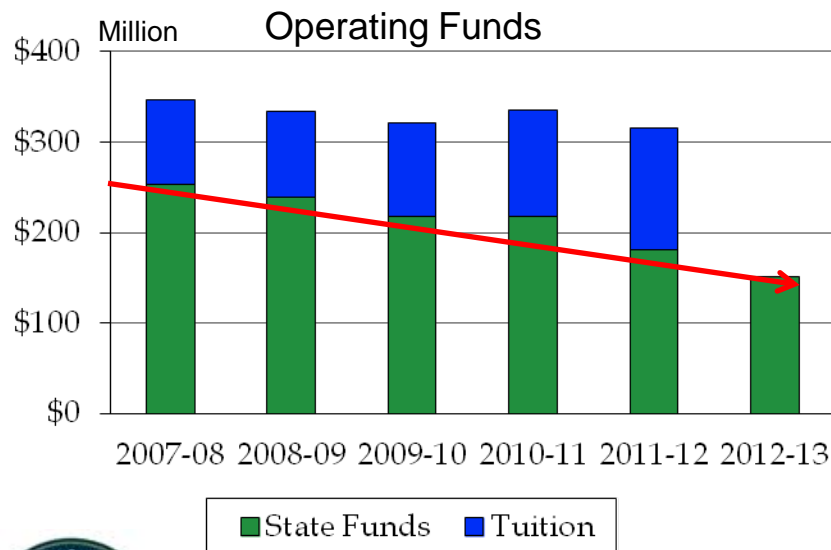
USF-Tampa - Fall 2012 Tuition Differential

- 11% Increase
- \$14.88 per credit hour
- \$446.40 for 30 credit hours
- \$11.9 M Revenue
- Invest in technology & research, financial counseling & debt reduction, advising.

2011-12 - \$18.3 M Tuition Differential Expenditures:

Course Sections – 184
Adjuncts / Faculty – 46
Advisors – 40

Financial Aid Awards – 6,116
\$ Mean Award - \$1,324



STATE UNIVERSITY SYSTEM of FLORIDA
Board of Governors

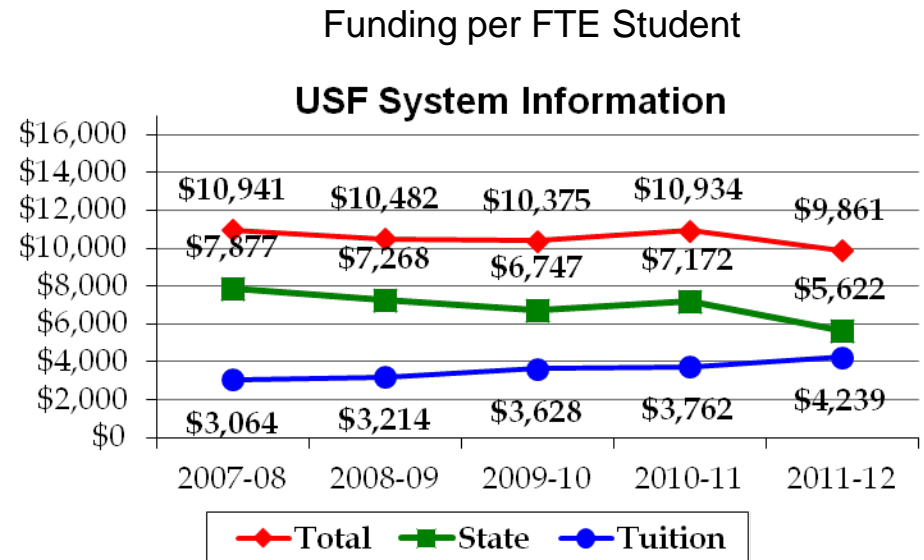
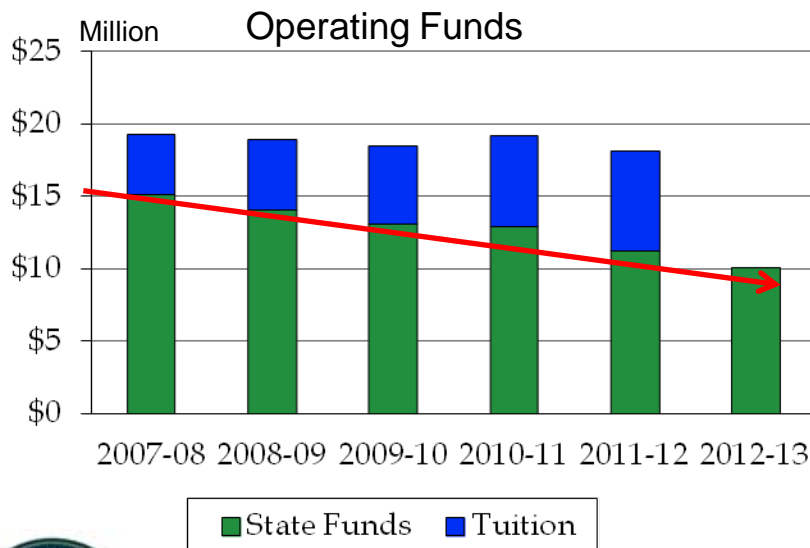
USF-Sarasota/Manatee - Fall 2012 Tuition Differential

- 11% Increase
- \$13.72 per credit hour
- \$411.60 for 30 credit hours
- \$.6 M Revenue
- Invest in technology & research, financial counseling & debt reduction, advising.

2011-12 - \$.6 M Tuition Differential Expenditures:

Course Sections – 182
Adjuncts / Faculty – 87
Advisors – 0

Financial Aid Awards – 265
\$ Mean Award - \$1,044



STATE UNIVERSITY SYSTEM of FLORIDA
Board of Governors

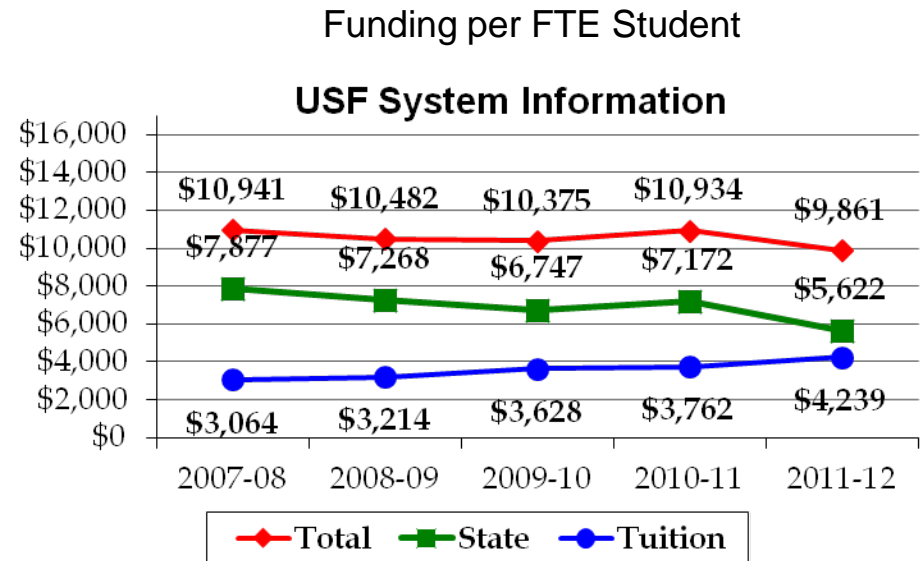
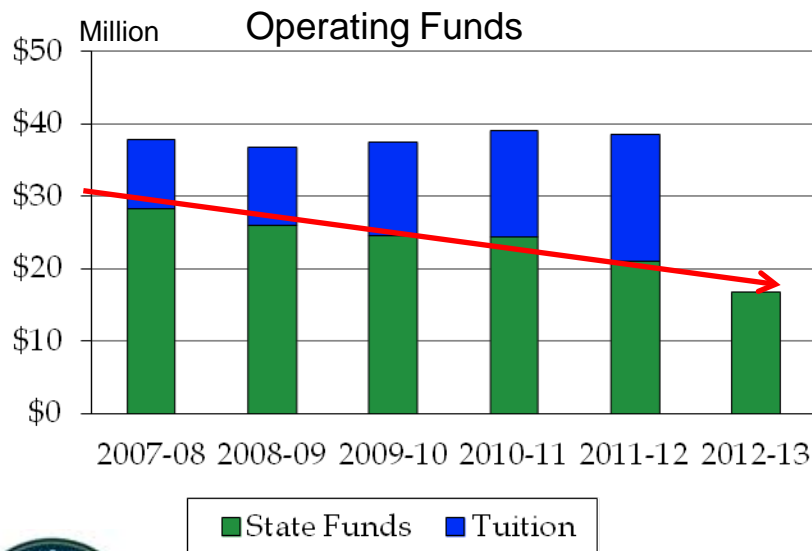
USF-St. Petersburg - Fall 2012 Tuition Differential

- 11% Increase
- \$13.72 per credit hour
- \$411.60 for 30 credit hours
- \$1.5 M Revenue
- Invest in technology & research, financial counseling & debt reduction, advising.

2011-12 - \$1.8 M Tuition Differential Expenditures:

Course Sections – 97
Adjuncts / Faculty – 16
Advisors – 3

Financial Aid Awards – 509
\$ Mean Award - \$1,293



STATE UNIVERSITY SYSTEM of FLORIDA
Board of Governors

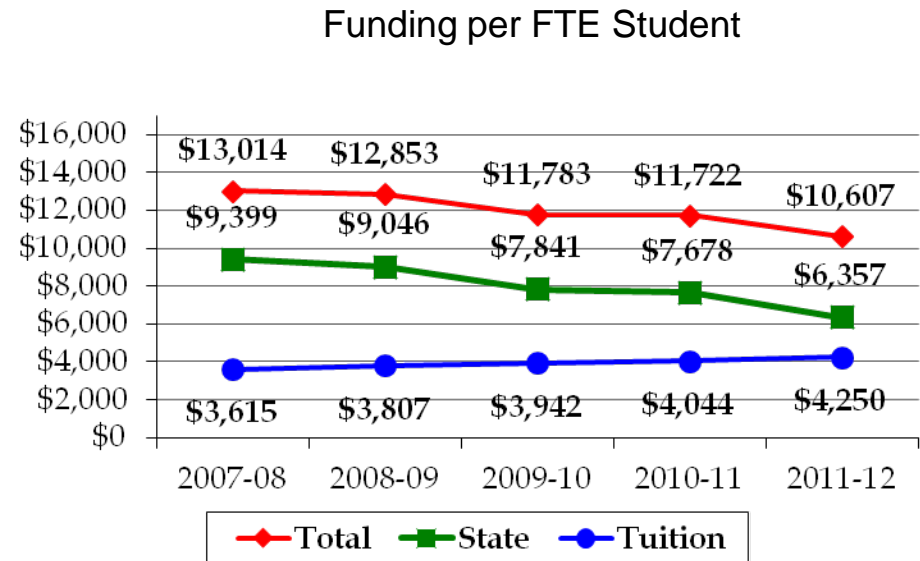
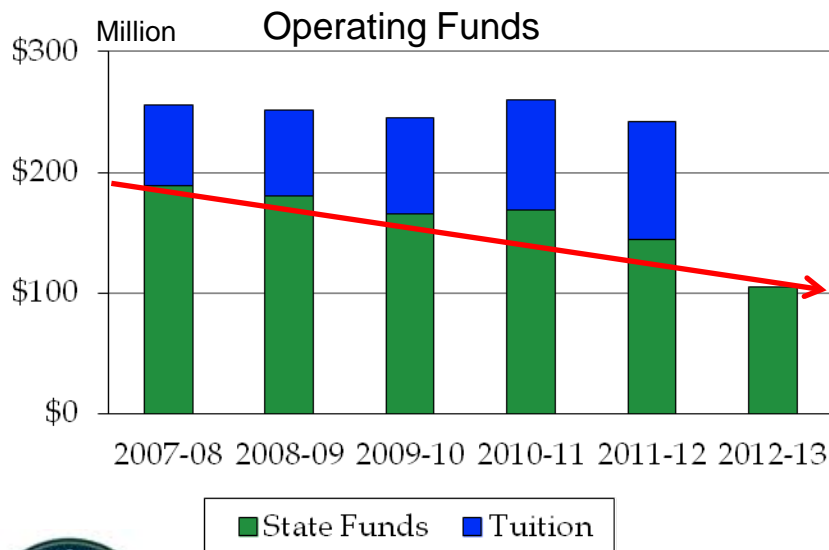
FAU - Fall 2012 Tuition Differential

- 15% Increase
- \$18.71 per credit hour
- \$561.30 for 30 credit hours
- \$13.2 M Revenue
- Support undergraduate instructional faculty and advisors.

2011-12 - \$9.2 M Tuition Differential Expenditures:

Course Sections – 500
Adjuncts / Faculty – 75
Advisors – 9

Financial Aid Awards – 3,383
\$ Mean Award - \$1,649



STATE UNIVERSITY SYSTEM of FLORIDA
Board of Governors

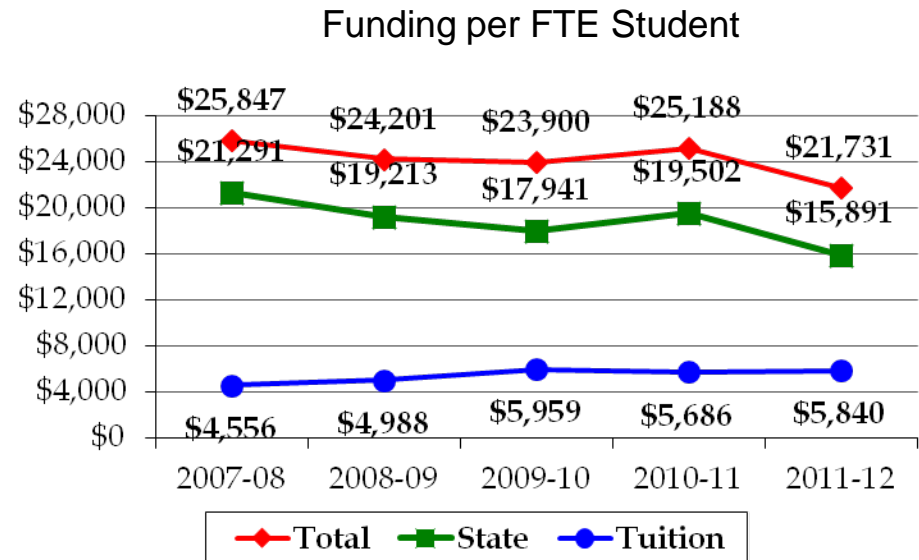
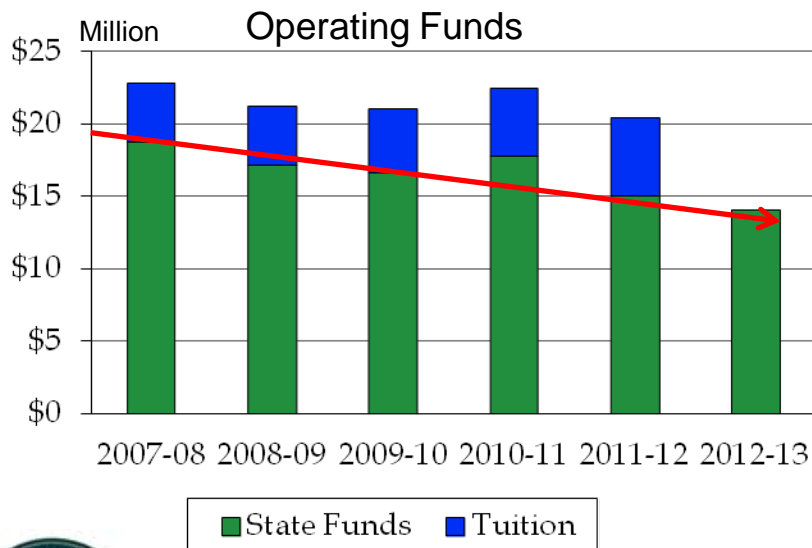
NCF - Fall 2012 Tuition Differential

- 15% Increase
- \$18.71 per credit hour
- \$561.30 for 30 credit hours
- \$.4 M Revenue
- Seminars in critical inquiry, writing resource center, marine science, library faculty.

2011-12 - \$.5 M Tuition Differential Expenditures:

Course Sections – 5
Adjuncts / Faculty – 1
Advisors – 3

Financial Aid Awards – 26
\$ Mean Award - \$5,439



STATE UNIVERSITY SYSTEM of FLORIDA
Board of Governors

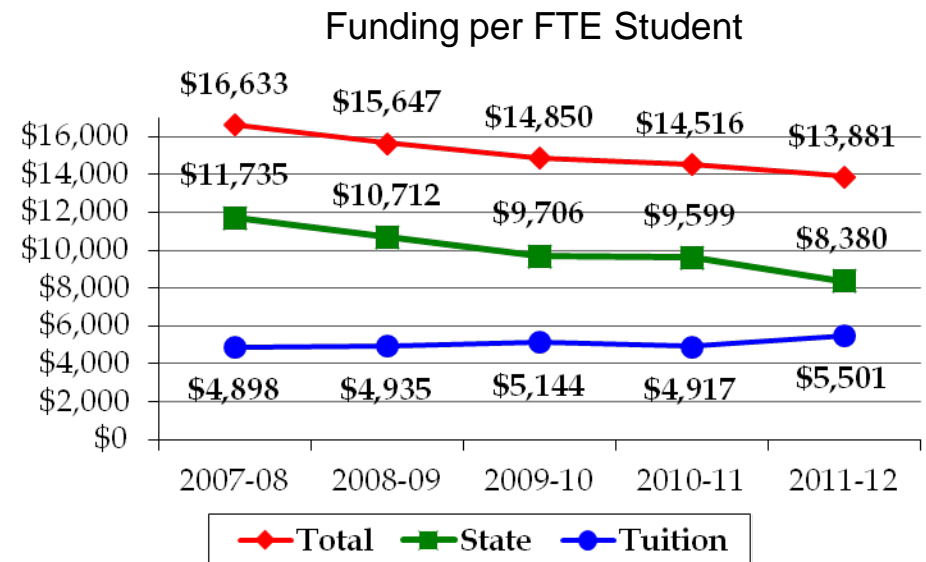
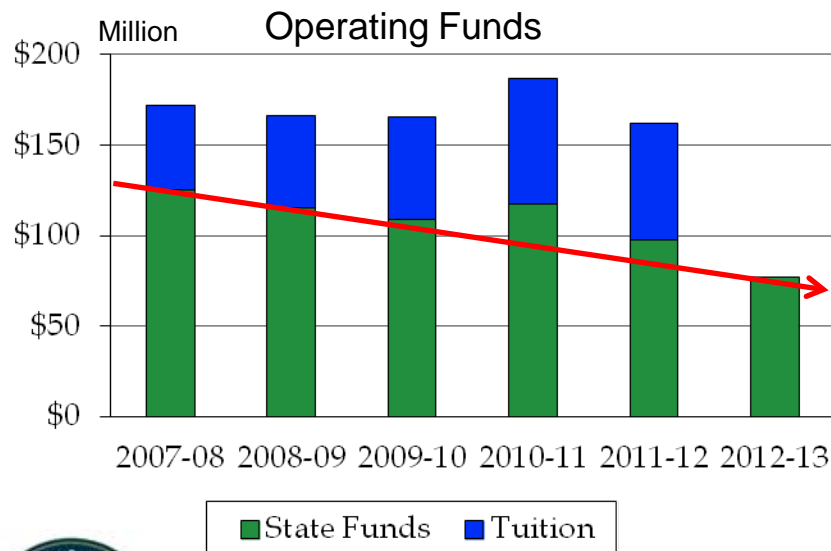
FAMU - Fall 2012 Tuition Differential

- 15% Increase
- \$18.71 per credit hour
- \$561.30 for 30 credit hours
- \$4.6 M Revenue
- Increase retention, hire adjuncts, additional course sections.

2011-12 - \$6.1 M Tuition Differential Expenditures :

Course Sections – 859
Adjuncts / Faculty – 521
Advisors – 4.5

Financial Aid Awards – 1,305
\$ Mean Award - \$1,149



STATE UNIVERSITY SYSTEM of FLORIDA
Board of Governors

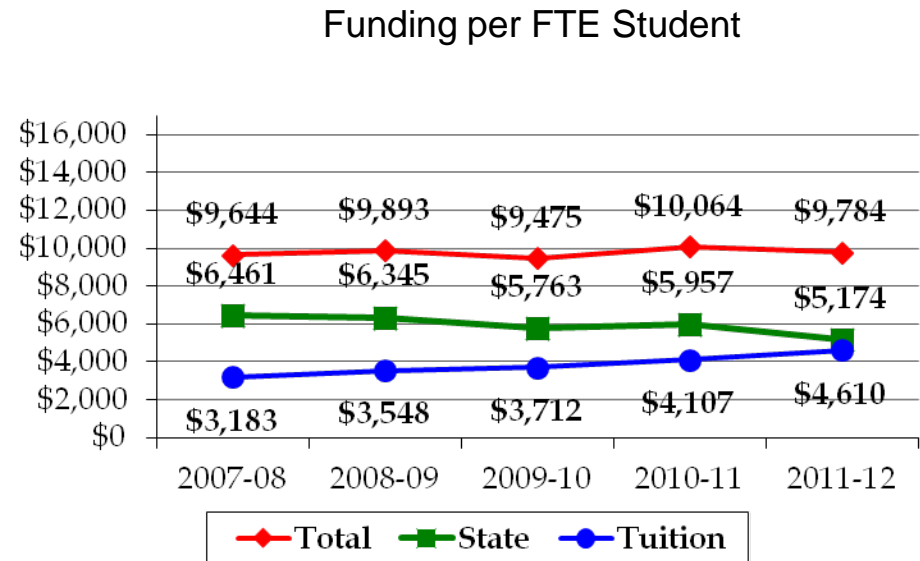
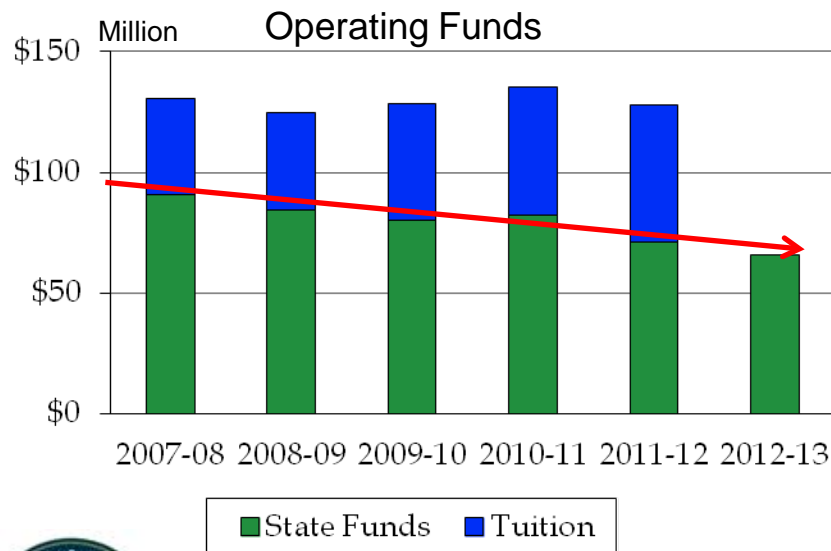
UNF - Fall 2012 Tuition Differential

- 15% Increase
- \$18.71 per credit hour
- \$561.30 for 30 credit hours
- \$5.5 M Revenue
- Hire/retain faculty and need-based financial aid.

2011-12 - \$4.6 M Tuition Differential Expenditures:

Course Sections – 288
Adjuncts / Faculty – 48
Advisors – 0

Financial Aid Awards – 412
\$ Mean Award - \$3,325



STATE UNIVERSITY SYSTEM of FLORIDA
Board of Governors

FGCU - Fall 2012 Tuition Differential

- 14% Increase
- \$17.46 per credit hour
- \$523.80 for 30 credit hours
- \$4.8 M Revenue
- Hire faculty and staff. Provide need-based financial aid.

2011-12 - \$4.5 M Tuition Differential Expenditures:

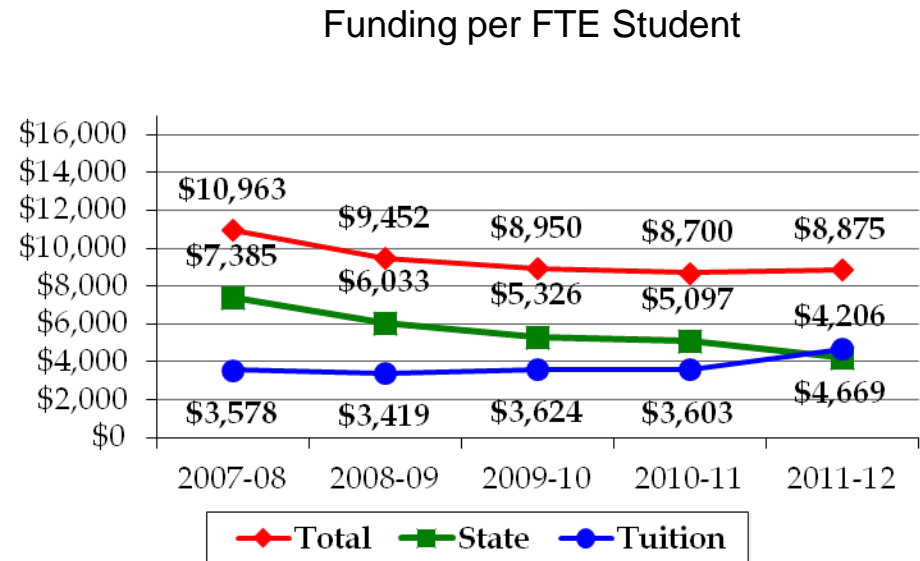
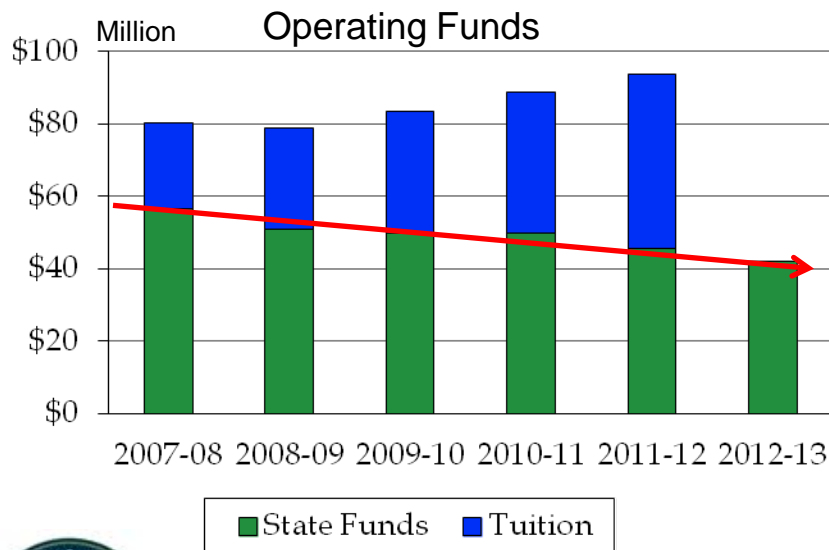
Course Sections – 410

Adjuncts / Faculty – 32

Advisors – 4

Financial Aid Awards – 752

\$ Mean Award - \$1,847



STATE UNIVERSITY SYSTEM of FLORIDA
Board of Governors