



BOARD *of* GOVERNORS

State University System of Florida

Budget & Finance Committee
Syd Kitson, Chair

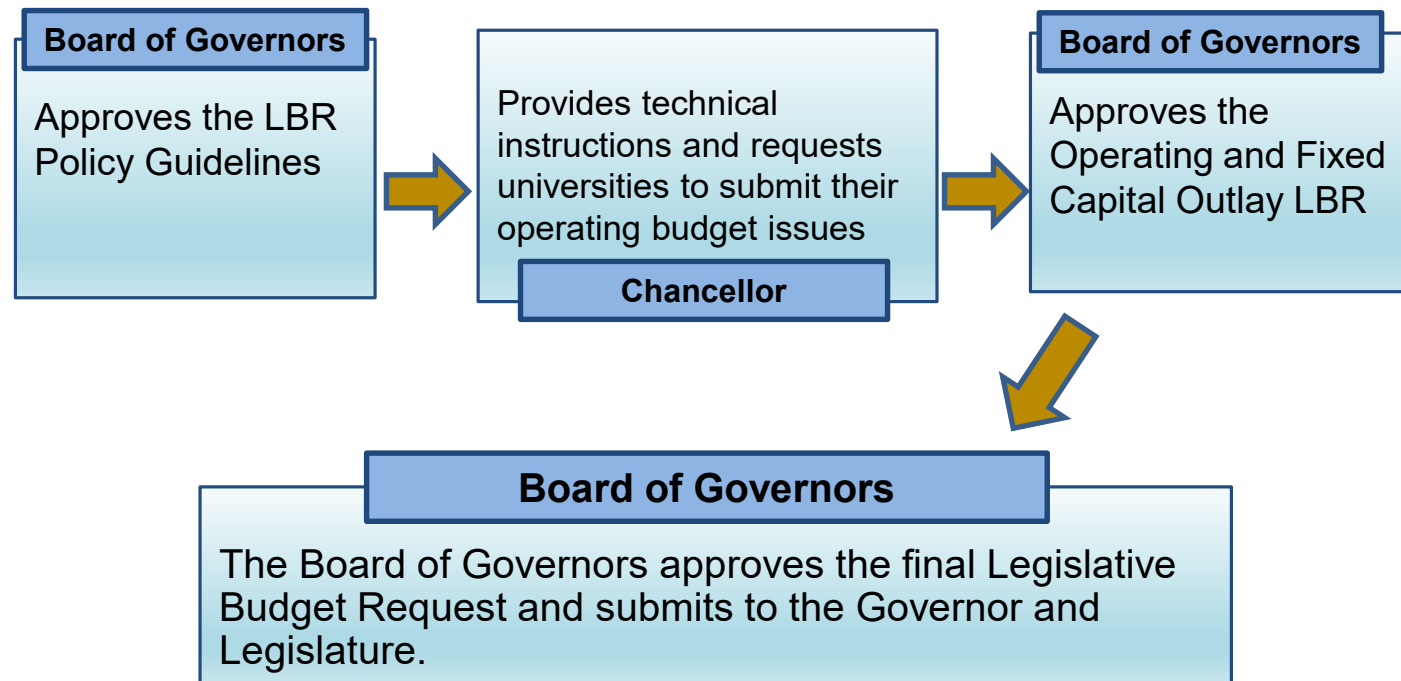
2020-2021 Legislative Budget Request
August 29, 2019

www.flbog.edu



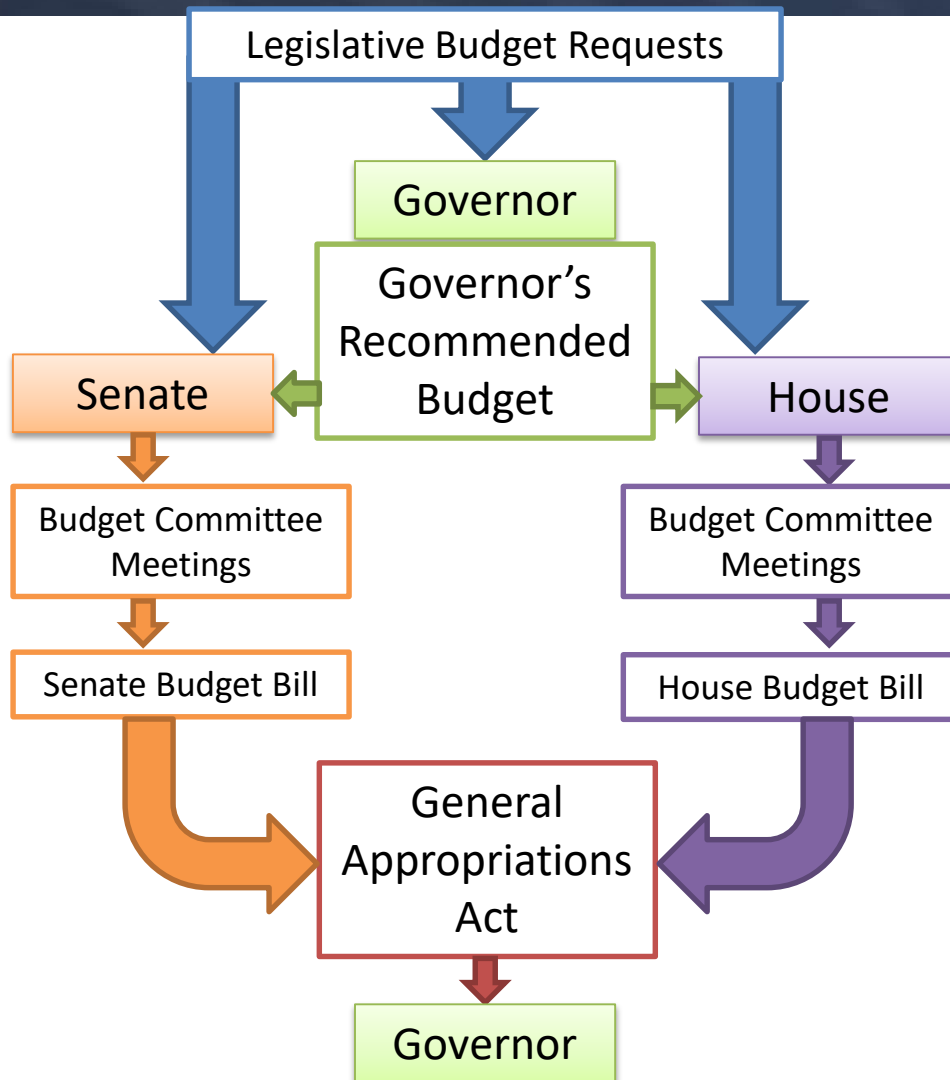
Board of Governors Legislative Budget Process

- The Board of Governors adopts and approves general guidelines for the development of the Legislative Budget Request.
- The Chancellor provides technical instruction to board staff and requests universities to submit their operating budget issues.
- The Board of Governors staff evaluates the issues proposed by the universities for consistency with the Board of Governors Strategic Plan goals and objectives, institutional mission and strategic plan, and legislative mandates.
- Universities submit Three Year PECO Project Priority List, Capital Improvement Fee (CIF) Project List, Required Authorizations for Projects Constructed from Non-State Funds, Bond Issues, and Projects Constructed or Financed by Direct Support Organizations and PECO Remodeling/Renovation/Repair/Maintenance Formula Funds Appropriation Request, and PECO "Points" List.
- The Chancellor recommends an LBR and Board of Governors approves the Legislative Budget Request and submits to the Governor and Legislature.





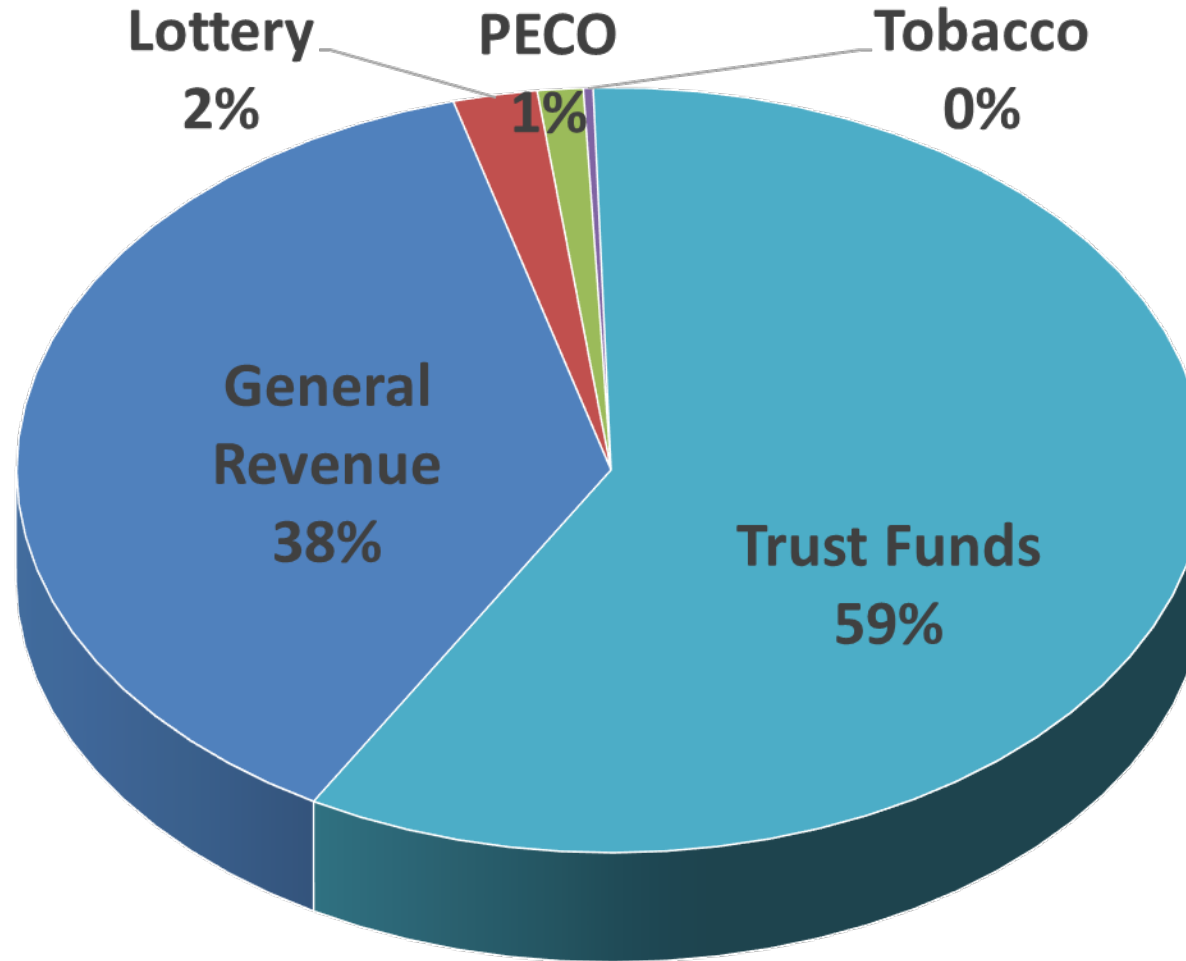
Legislative Budget Process 101



- Legislative Budget Requests are submitted to the Governor, Senate & House of Representatives.
- Governor submits budget recommendations to Senate & House of Representatives.
- Senate & House budget committees hold public meetings to workshop budget issues.
- Senate & House each pass their own budget bills.
- House & Senate members hold public meetings to work out the differences between the budgets (Conference).
- A final budget bill called the General Appropriations Act is passed by the Senate & House.
- The final budget is then sent to the Governor who has line item veto power.



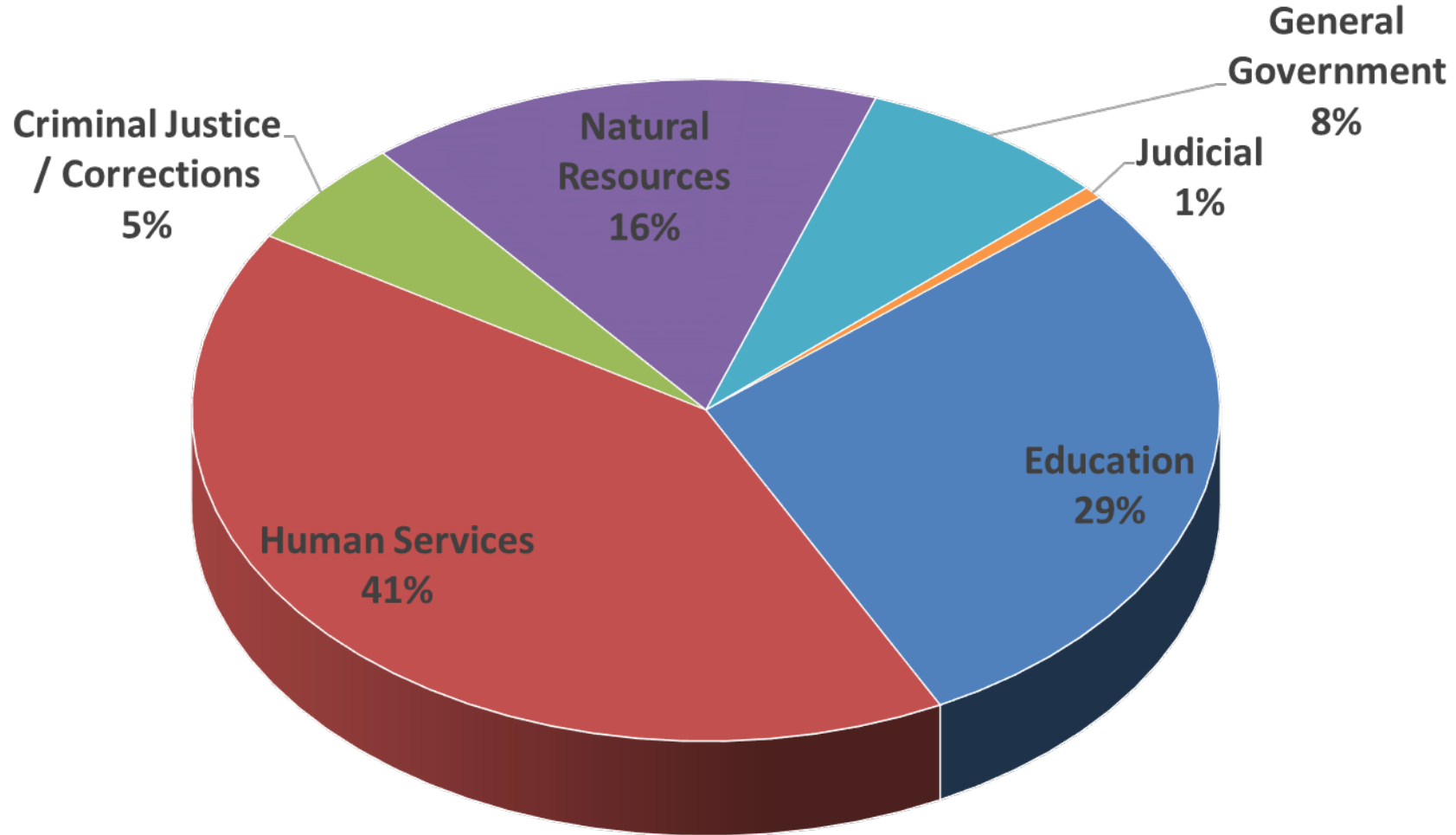
2019-2020 State Budget - \$91 Billion (Fund Source)



PECO – Public Education Capital Outlay

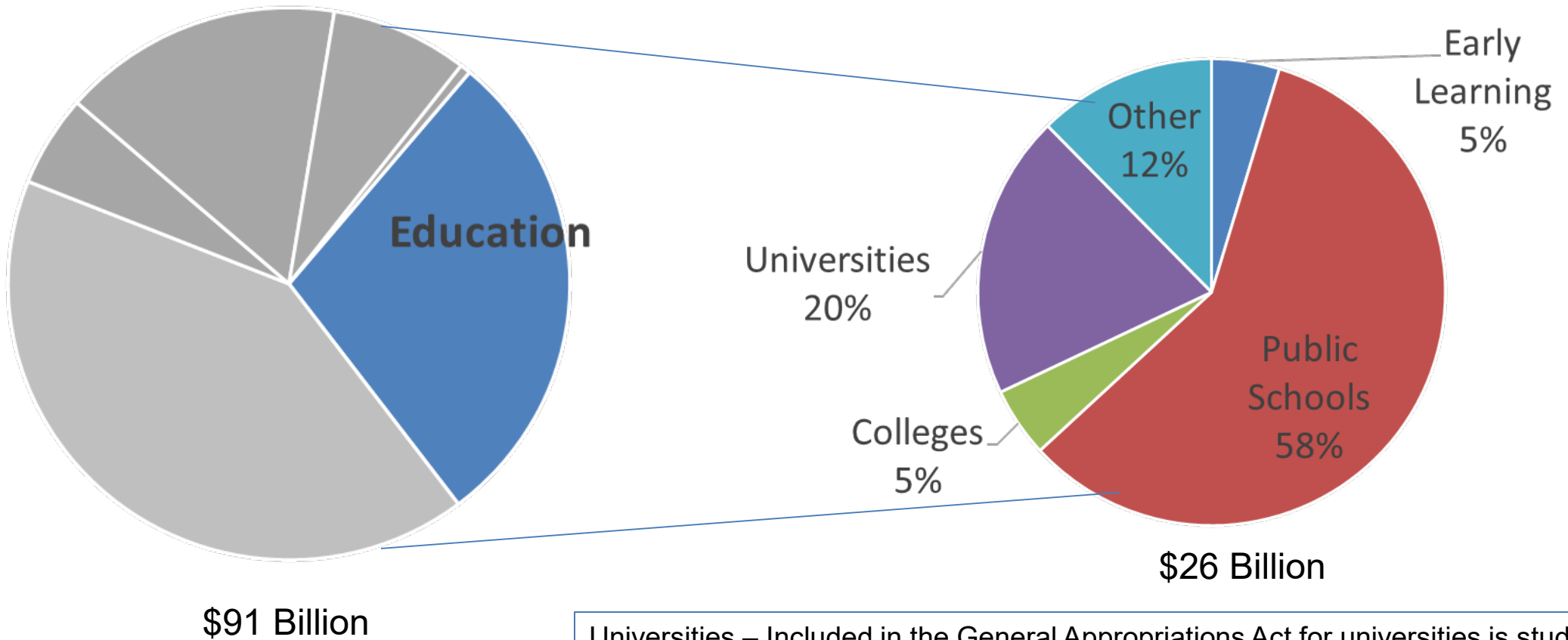


2019-2020 State Budget - \$91 Billion (Agency Sectors)





2019-2020 Education Budget



Universities – Included in the General Appropriations Act for universities is student tuition, unlike Colleges. Excluding tuition, the universities percentage is 13.



2020-2021 Legislative Budget Request



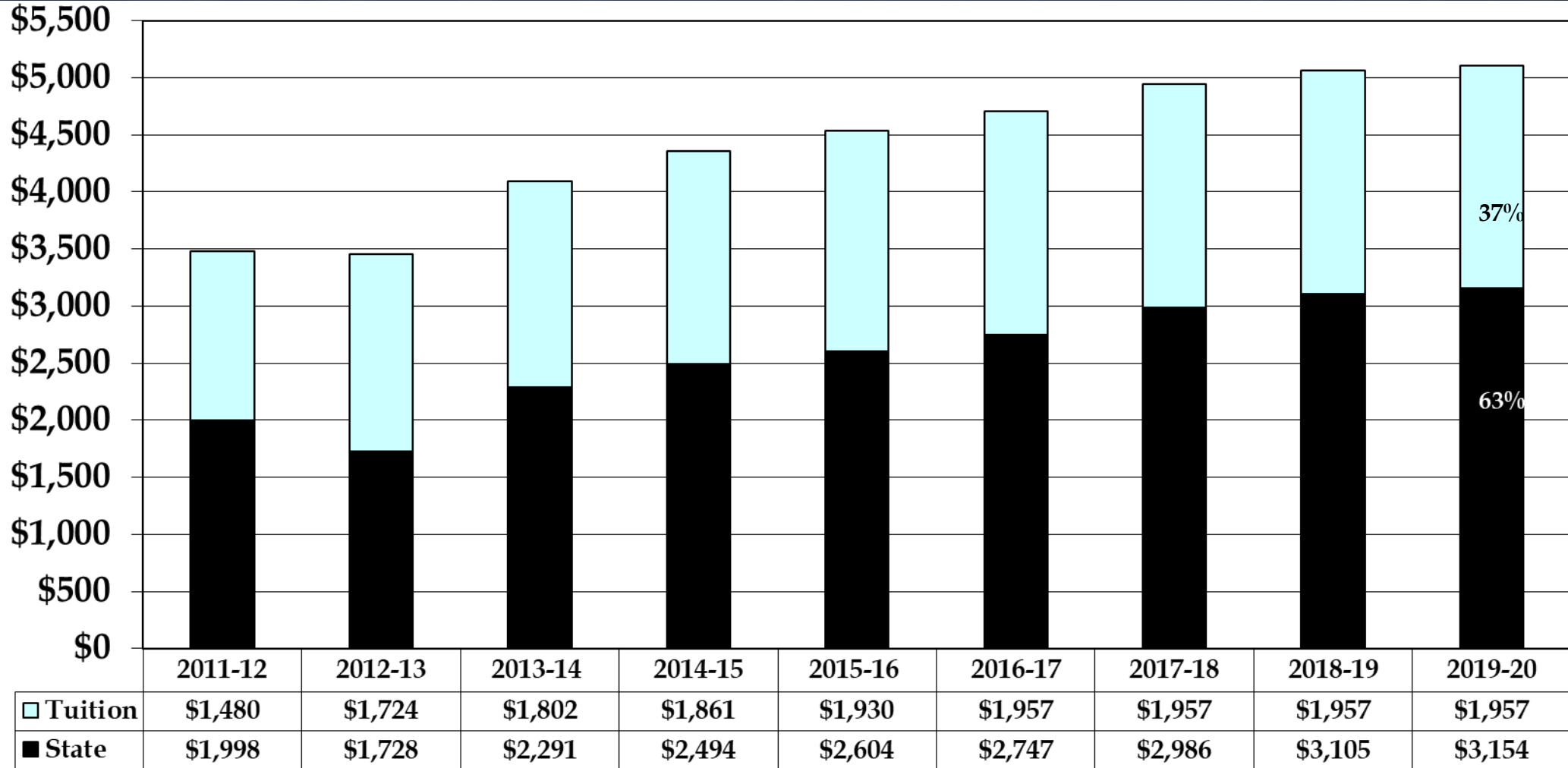
Fiscal Year 2020-2021 Legislative Budget Request (LBR)



Investments to Ensure Excellence



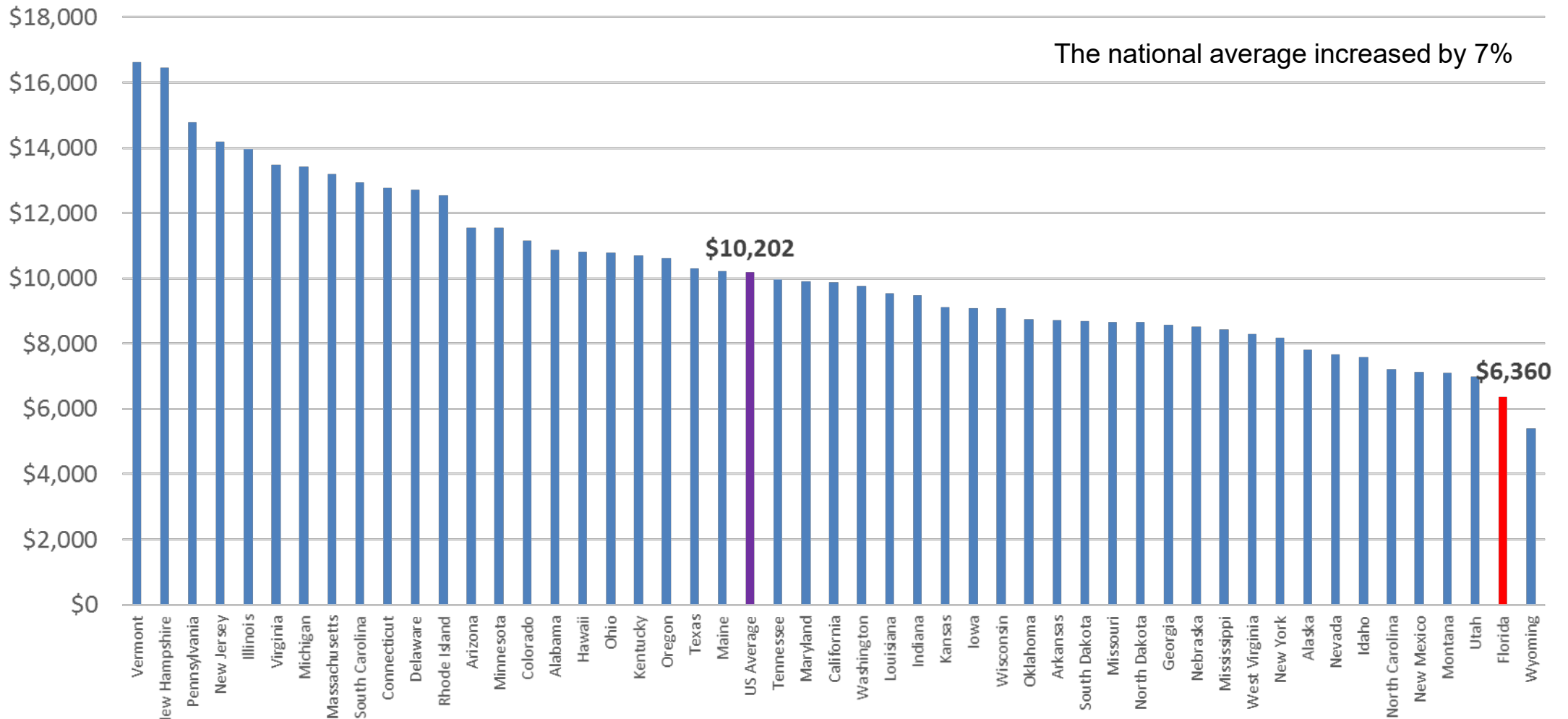
SUS Appropriated Operating Funds (in millions)





2018-19 Undergraduate Tuition & Fees by State

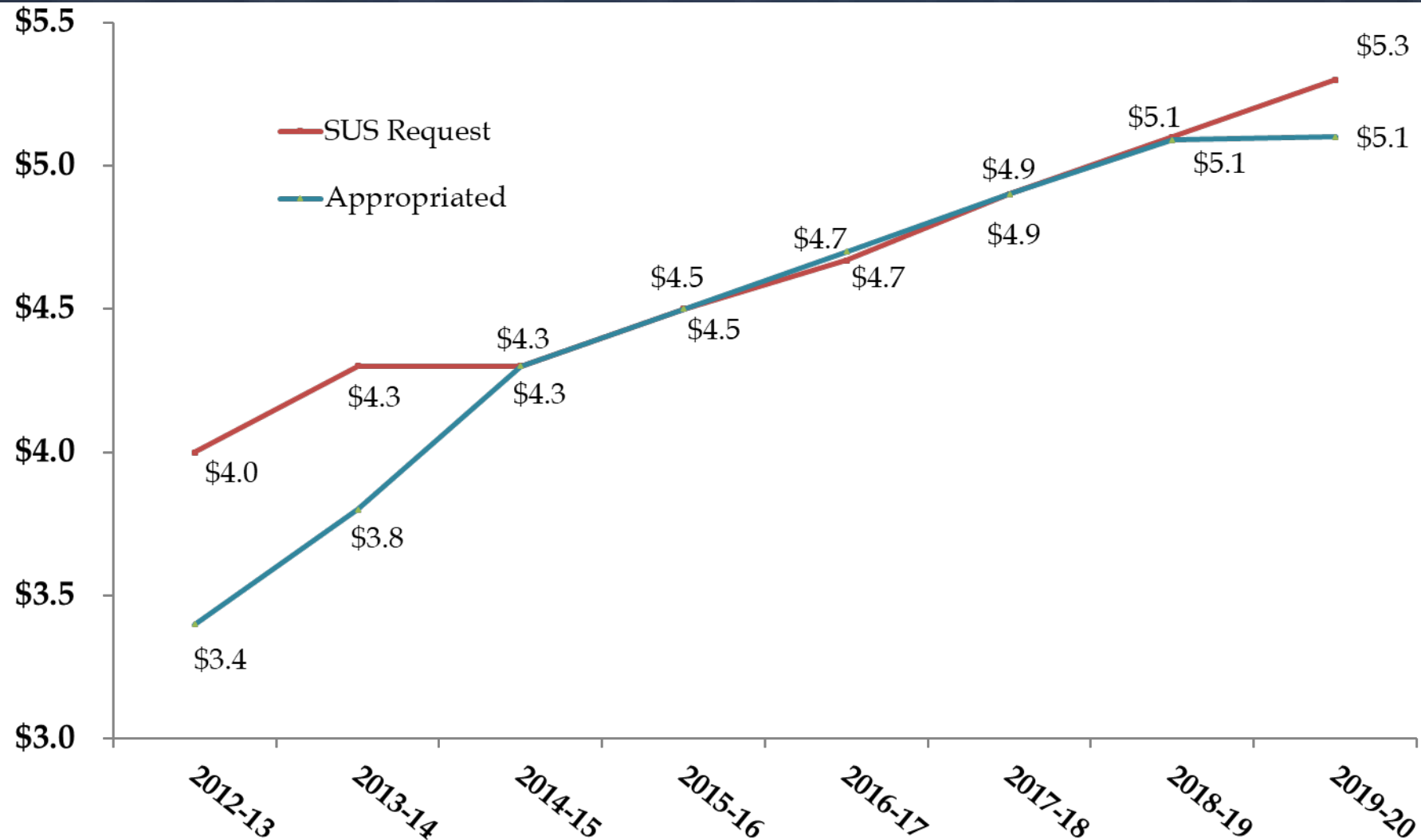
Florida Ranks 2nd Lowest



College Board, *Trends in College Pricing*, 2018
Data weighted by full-time enrollment



State University System Budget Requests vs. Actual Appropriations





Ensuring Excellence

Pillars of Excellence

Performance-based

- All universities participate
- Basic blocking and tackling
- Excellence and continuous improvement
- Retention, graduation rates, degree production, jobs
- Funds allocated based on PBF plan

Preeminence/National Rankings

- Preeminent universities participate
- Focus on national rankings
- Increase research
- Increase endowments thru giving
- World class faculty
- Funds allocated by the Legislature

Universities of Distinction

- Non-preeminent universities participate
- Focus on core competence to build to excellence
- Specific metrics that builds excellence
- Meet current and future workforce needs
- Funds allocated based on metrics determined by the Board of Governors



Performance-based Funding

Section 1001.92 F.S. and Board Regulation 5.001

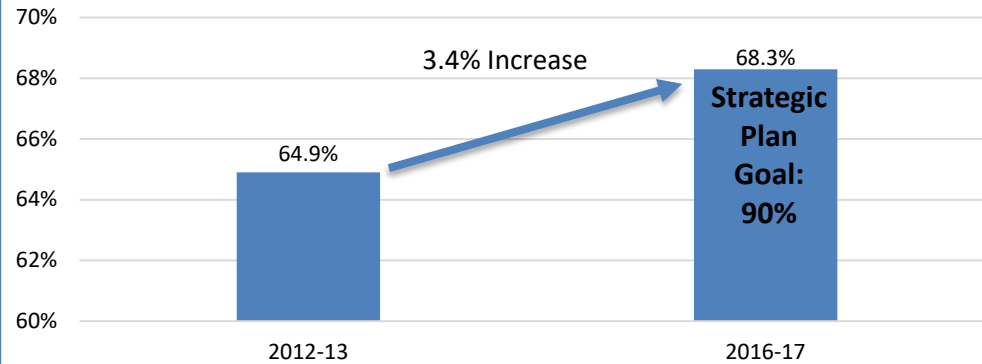
10 Metrics Focused on:

- Retention
- Graduation
- Degree Production
- Jobs
- Affordability

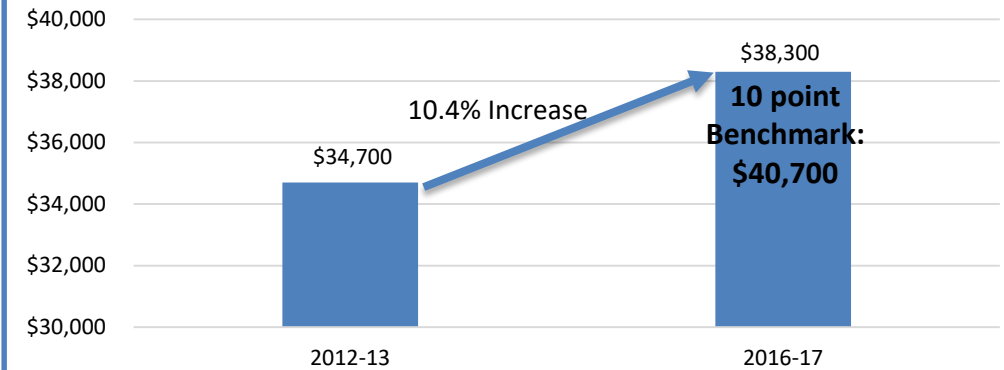


Performance Improvements

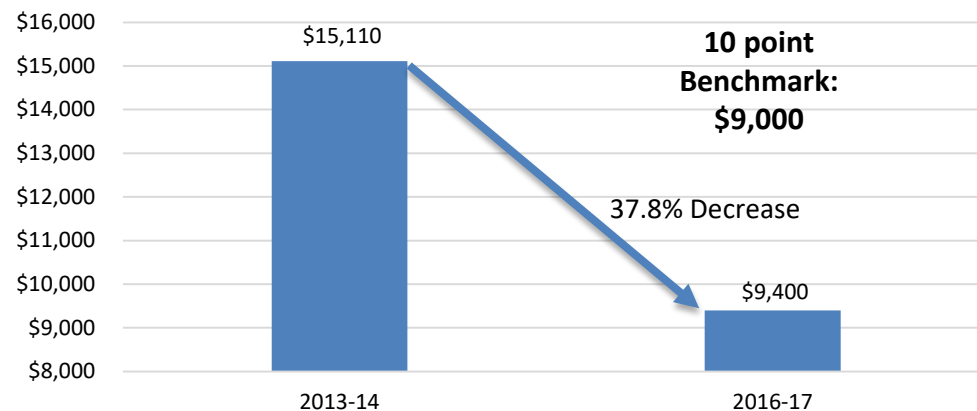
Metric 1: Percent of Bachelor's Graduates Employed or Continuing their Education



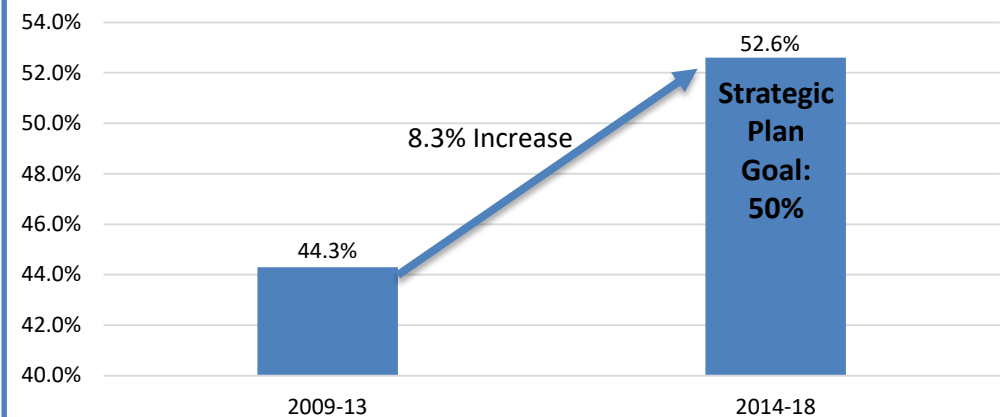
Metric 2: Median Wages of Bachelor's Graduates Employed Full Time



Metric 3: Average Cost to the Student



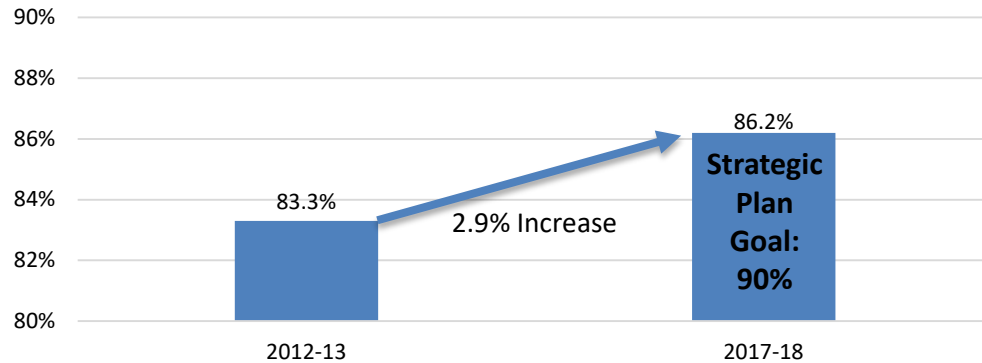
Metric 4: 4 Year Grad Rate



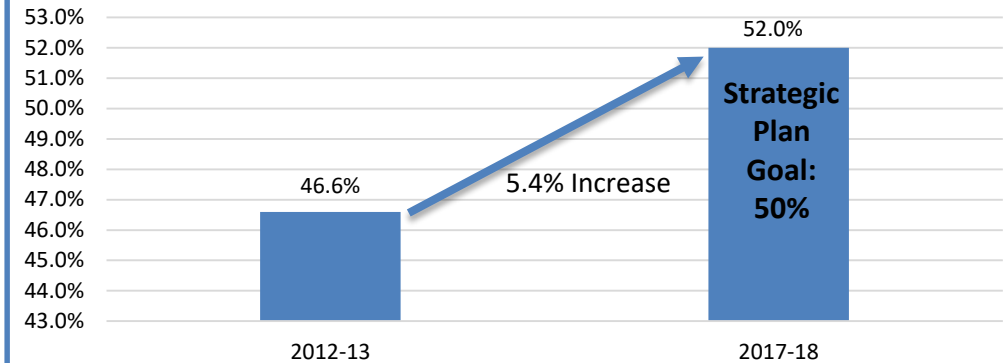


Performance Improvements

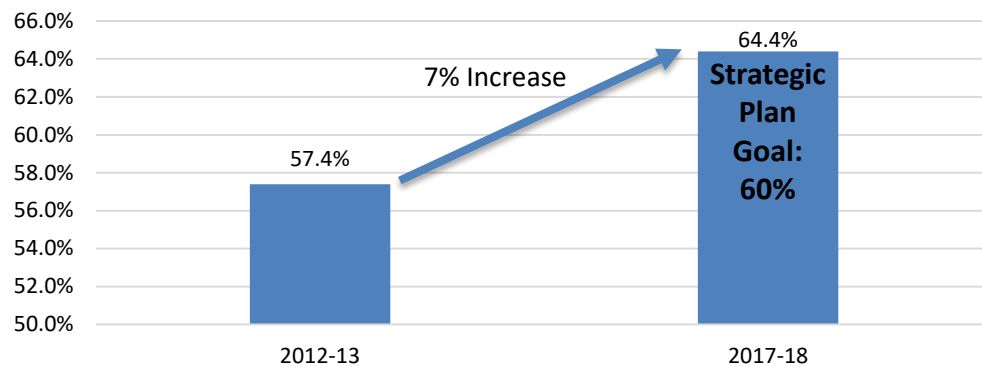
Metric 5: Academic Progress Rate
2nd Year Retention w/ GPA above 2.0



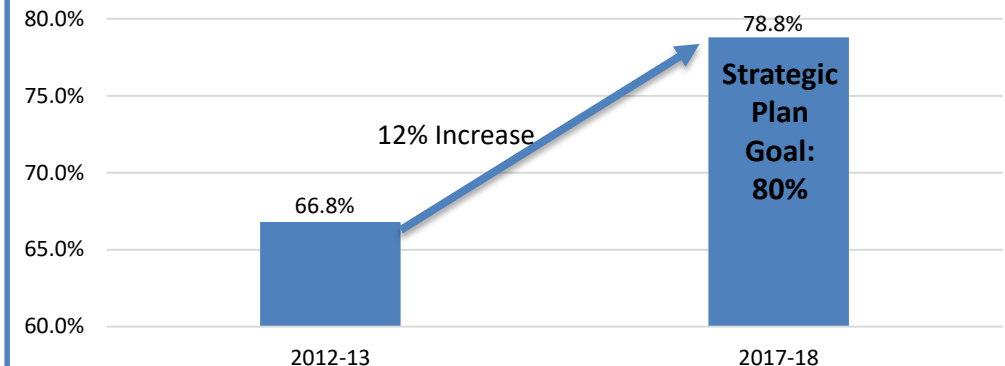
Metric 6: Percent of Bachelor's Degree Awarded in
Programs of Strategic Emphasis



Metric 8a: Percent of Graduate Degrees Awarded in
Programs of Strategic Emphasis



Metric 9: Percent of Baccalaureate Degrees Awarded
Without Excess Hours





Performance-based Funding

	State Investment	Institutional Investment	Total
2014-2015	\$135 M	\$65 M	\$200 M
2015-2016	\$150 M	\$250 M	\$400 M
2016-2017	\$225 M	\$275 M	\$500 M
2017-2018	\$245 M	\$275 M	\$520 M
2018-2019	\$265 M	\$295 M	\$560 M
2019-2020	\$265 M	\$295 M	\$560 M



Preeminent State Research Universities

Section 1001.7065 F.S.

A collaborative partnership between the Board of Governors and the Legislature to elevate the academic and research preeminence of Florida's highest-performing state research universities.

12 metrics based on academic and research excellence.



Preeminence/National Ranking Improvements

UF

- Since 2014, only one institution ranked in the top 15 jumped more spots than UF (+6, #14 to #8)

FSU

- Since 2014, no institution ranked in the top 50 jumped more spots than FSU (+14, #40 to #26)

USF

- Since 2014, no institution ranked in the top 100 jumped more spots than USF (+36, #94 to #58)

U.S. News & World Report



Preeminence & Emerging Preeminence Funding

	UF	FSU	USF	UCF (Emerging)	Total
2013-2014	\$15 M	\$15 M			\$30 M
2014-2015	\$5 M	\$5 M			\$10 M
2015-2016	\$5 M	\$5 M			\$10 M
2016-2017	\$13.4 M	\$13.4 M	\$5 M	\$5 M	\$36.9 M
2017-2018	\$17.3 M	\$17.3 M	\$8.7 M	\$8.7 M	\$52 M
2018-2019	\$6.2 M	\$6.2 M	\$6.2 M	\$1.5 M	\$20 M
2019-2020	\$0	\$0	\$0	\$0	\$0
Total	\$61.9 M	\$61.9 M	\$19.8 M	\$15.2 M	\$158.8 M



Universities of Distinction throughout the State University System (SUS)

Universities of Distinction is a path towards excellence that will produce high-quality talent to diversify Florida's economy, stimulate innovation, and provide a return on investment to the state.

Key Goals:

- ✓ Focus on a core competency unique to the SUS and one that achieves excellence at the national or state level.
- ✓ Meet state workforce needs now and into the future, including needs that may diversify Florida's economy.
- ✓ Foster an innovation economy that focus on areas such as health, security, and STEM.



Pillars of Excellence - \$250 M

- **Performance-Based Funding - \$100 M**
- **Preeminence/National Rankings & Universities of Distinction - \$150 M**
 - ✓ Preeminent Universities prepare and present proposals for building on their preeminence status and improving the national rankings.
 - ✓ Universities of Distinction (non-preeminent universities) prepare and present proposals for taking an existing program and improving it's state and national stature.



Other Educational Initiatives

➤ **FAMU-FSU Joint College of Engineering - \$6.5 M**

- Faculty researchers, start-up funds and research equipment, undergraduate student success, and faculty retention.

➤ **State Fire Marshal Inspections - \$2.4 M**

- Fund the costs associated with the inspections by the State Fire Marshal of state-owned and high hazard buildings throughout the system.

➤ **UF-IFAS Extension Workload - \$3.9 M**

- Support educational materials, public consultations, and research materials for the Extension Offices located in every Florida county.



Investments in the SUS – Legislative Requests and Actual Appropriations

Appropriation Year	Legislative Budget Request – Incremental Increase	Final Incremental Appropriation
2020 - 2021	\$262,779,859	TBD
2019 - 2020	\$183,493,132	\$58,600,164
2018 - 2019	\$167,455,912	\$139,173,940
2017 - 2018	\$134,232,786	\$209,781,821
2016 – 2017	\$160,387,005	\$222,745,629
2015 - 2016	\$200,104,355	\$207,300,666



Major Gifts and Other University Initiatives (not included in the LBR, but provided as information)

- **Major Gifts – \$285 M**
- **Other University Initiatives – \$280 M**

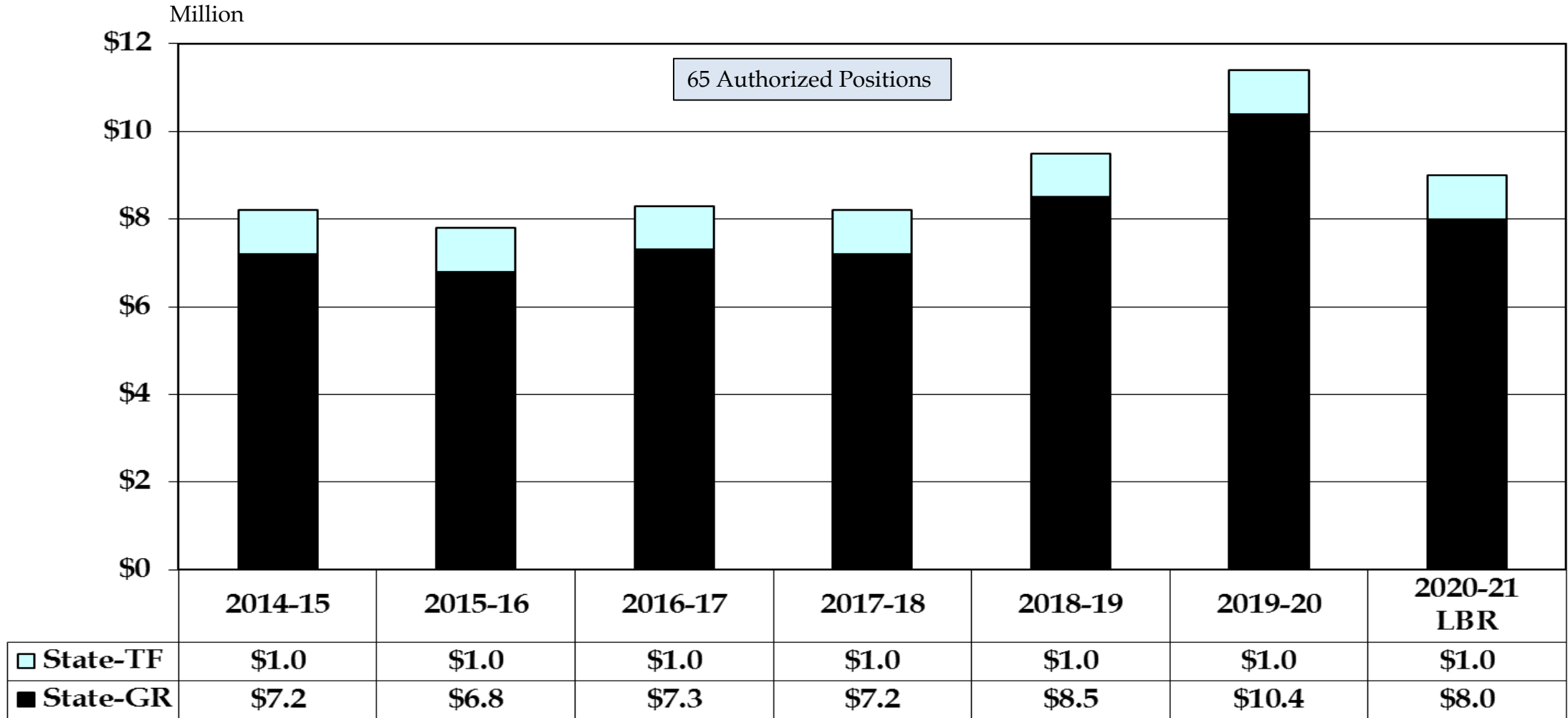


Summary 2020-2021 Education & General (E&G) LBR

Beginning Base State Budget		\$3,134,316,387
✓	Performance-Based Funding	100,000,000
✓	Preeminence/National Ranking & Universities of Distinction	150,000,000
✓	FAMU-FSU Joint College of Engineering	6,511,000
✓	State Fire Marshall Inspections	2,386,646
✓	UF-IFAS Extension Workload	3,882,213
Total State Funds Budget Request		3,397,096,246
Total Student Tuition Support		1,957,486,926
Total 2020-2021 E&G Budget Request		\$5,354,583,172
	Incremental Increase	\$262,779,859



Board General Office Appropriated Funds & LBR





2020-2021 Board General Office LBR

Appropriation Category	2019-2020 Recurring Appropriation	2020-2021 Budget Request	2020-2021 \$ and % Change	
Salary & Benefits	\$6,872,787	\$6,872,787	\$0	
OPS	\$72,095	\$72,095	\$0	
Expenses	\$893,781	\$893,781	\$0	
OCO	\$17,732	\$17,732	\$0	
Contracted Services	\$857,103	\$857,103	\$0	
NW Reg. Data Center	\$269,527	\$269,527	\$0	
TR DMS Contract	\$21,359	\$21,359	\$0	
Risk Mgmt Ins.	\$11,960	\$11,960	\$0	
Total	\$9,016,344	\$9,016,344	\$0	0%
General Revenue	\$7,970,319	\$7,970,319	\$0	0%
Trust Funds	\$1,046,025	\$1,046,025	\$0	0%
Positions	65	65	0	0%



BOARD *of* GOVERNORS

State University System of Florida

www.flbog.edu