



2021-2022 Legislative Budget Request

Brian Lamb, Chair Budget & Finance Committee

September 16, 2020

www.flbog.edu

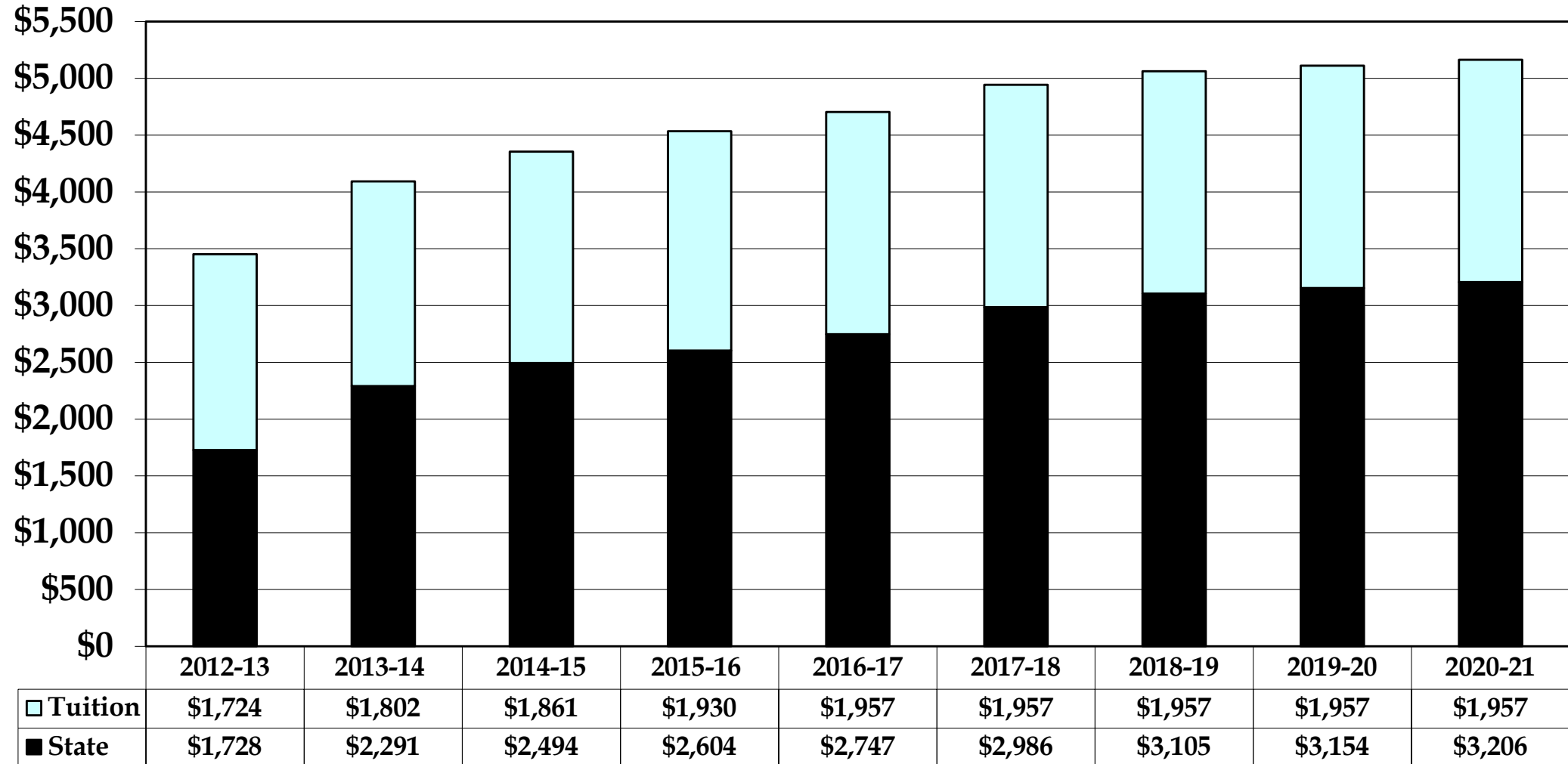
2020-2021 State Budget – Current Environment



- \$92.2 Billion 2020-2021 State Budget (after vetoes)
 - \$35.8 B General Revenue (GR)
 - \$2.8 B SUS GR plus \$430 M Lottery
 - \$8.1 M Board General Office GR
- 6% Budget Holdback for 2020-2021
 - \$190.5 M for the SUS
 - \$550 K for the Board Office
- 8.5% Budget Reduction Plan for 2020-2021
 - \$272 M for the SUS
 - \$780 K for the Board Office
- 10% Budget Reduction Plan for 2021-2022 LBR
 - \$320 M for the SUS
 - \$916 K for the Board Office

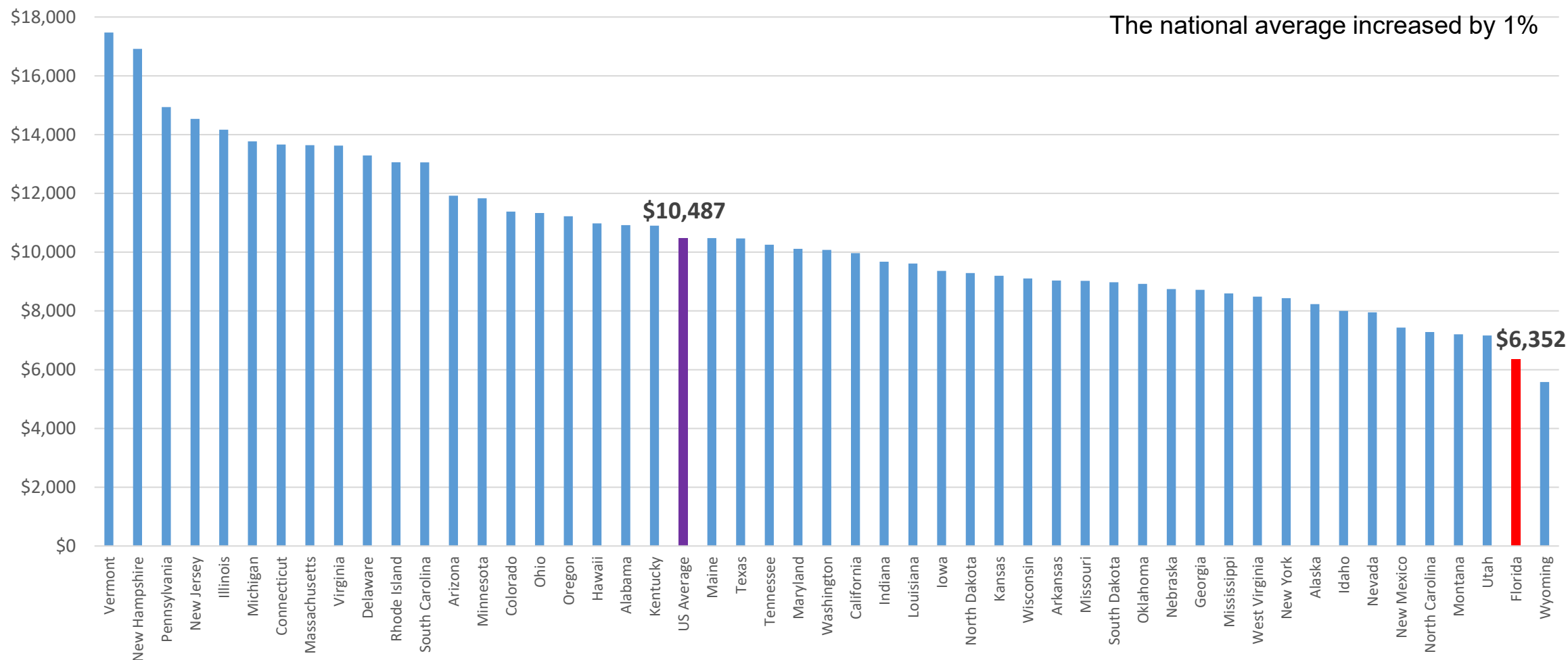
SUS Appropriated Operating Funds (in millions)

September 2020



2019-2020 Undergraduate Tuition & Fees by State

Florida Ranks 2nd Lowest



College Board, *Trends in College Pricing*, 2019
Data weighted by full-time enrollment

Summary of Spring 2020 Credit Hours



Percent Of Credit Hours Earned By Term [credits earned / credits attempted]

SPRING TERM	FAMU	FAU	FGCU	FIU	FPOLY	FSU	NCF	UCF	UF	UNF	USF	UWF	SUS
2016	89	85	89	83	90	93	82	92	94	93	91	94	90
2017	90	87	90	86	83	94	78	92	94	92	92	93	91
2018	87	87	89	87	86	94	86	93	94	94	92	93	91
2019	86	87	89	88	88	94	89	93	99	90	92	93	92
2020	85	90	89	91	91	94	89	93	99	90	92	92	93
1YR Δ	-1	3	0	4	4	0	0	0	0	-0.6	0	-1	1

Percent Baccalaureate-Seeking Resident Undergraduates Earning 15+ Credits

SPRING TERM	FAMU	FAU	FGCU	FIU	FPOLY	FSU	NCF	UCF	UF	UNF	USF	UWF	SUS
2016	30	10	18	12	35	21	67	13	25	15	24	15	18
2017	32	10	21	11	31	23	63	14	24	20	22	15	18
2018	30	12	23	12	27	27	68	15	25	22	23	17	19
2019	28	14	23	13	29	27	69	15	32	23	22	17	21
2020	28	16	23	13	29	28	71	15	34	23	23	18	21
1YR Δ	0	2	0	0	0	1	2	0	2	0	1	1	0

2021-2022 Legislative Budget Request

Ensuring Excellence



Pillars of Excellence

Performance-based

- All universities participate
- Basic blocking and tackling
- Excellence and continuous improvement
- Retention, graduation rates, degree production, jobs
- Funds allocated based on PBF plan

Preeminence/National Rankings

- Preeminent universities participate
- Focus on national rankings
- Increase research
- Increase endowments through giving
- World class faculty
- Funds allocated by the Legislature

Universities of Distinction


- Non-preeminent universities participate
- Focus on core competence to build to excellence
- Specific metrics that builds excellence
- Meet current and future workforce needs
- Funds allocated based on metrics determined by the Board of Governors

Pillar I - Performance-based Funding

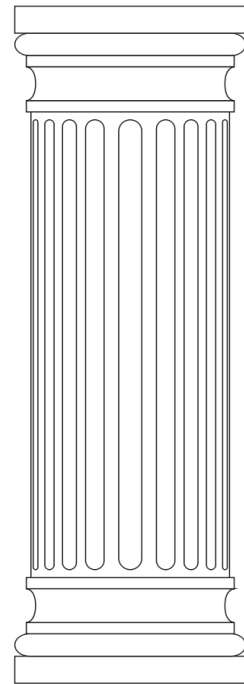



Section 1001.92 F.S. and Board Regulation 5.001

10 Metrics Focused on:



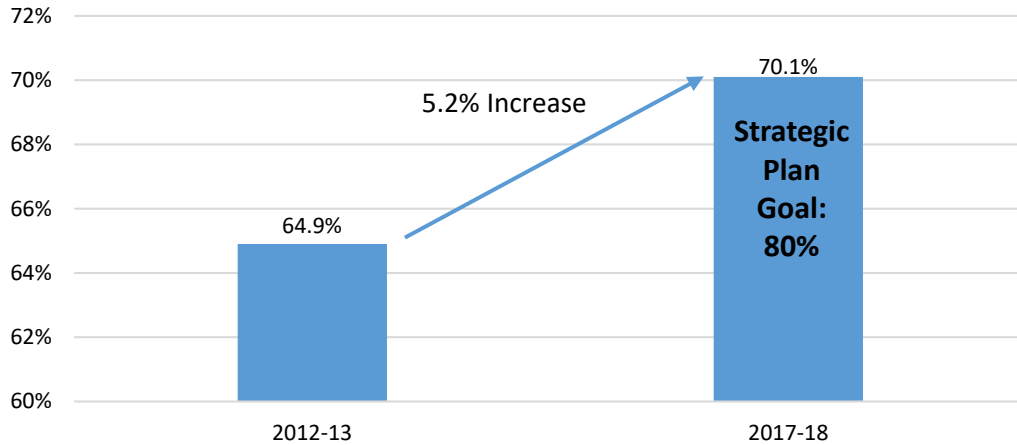
- Retention
- Graduation
- Degree Production
- Jobs
- Affordability



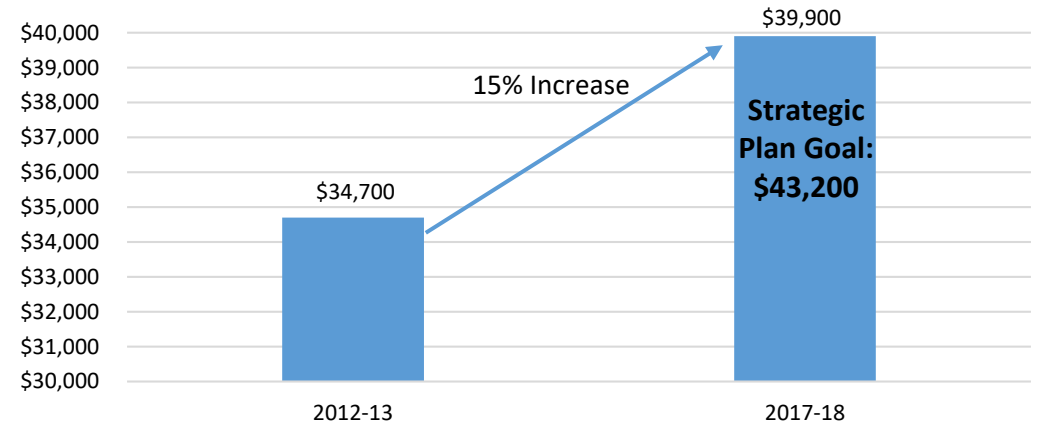
Performance Funding Improvement



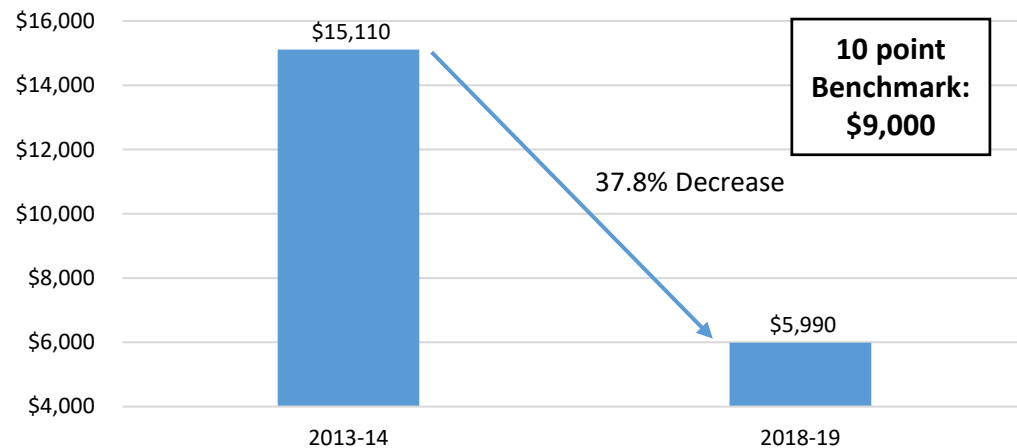
Metric 1: Percent of Bachelor's Graduates Employed



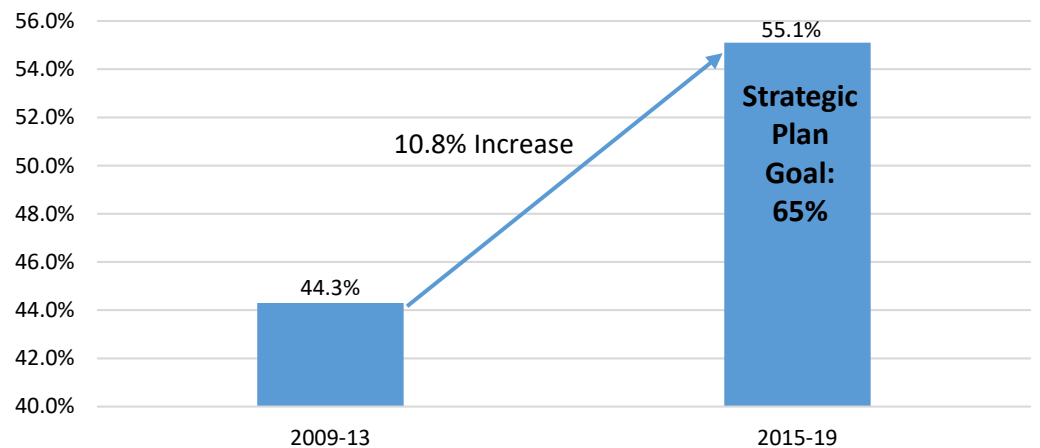
Metric 2: Median Wages of Bachelor's Graduates Employed Full Time



Metric 3: Average Cost to the Student



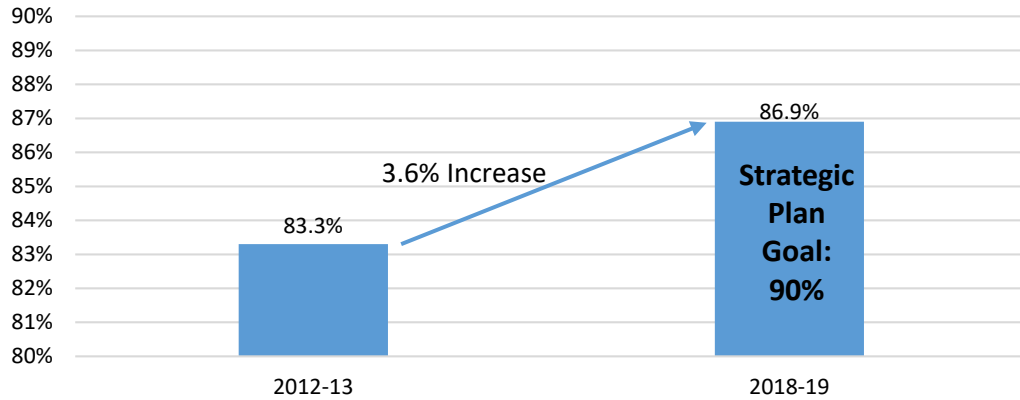
Metric 4: 4 Year Grad Rate



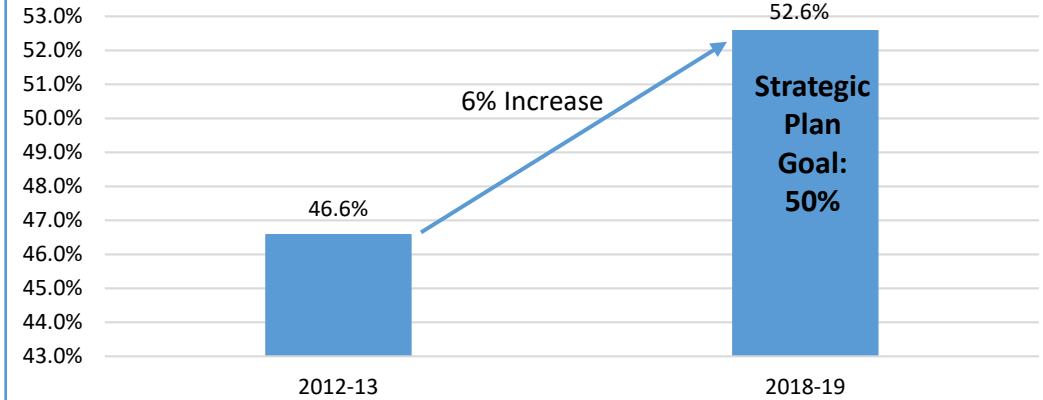
Performance Funding Improvement



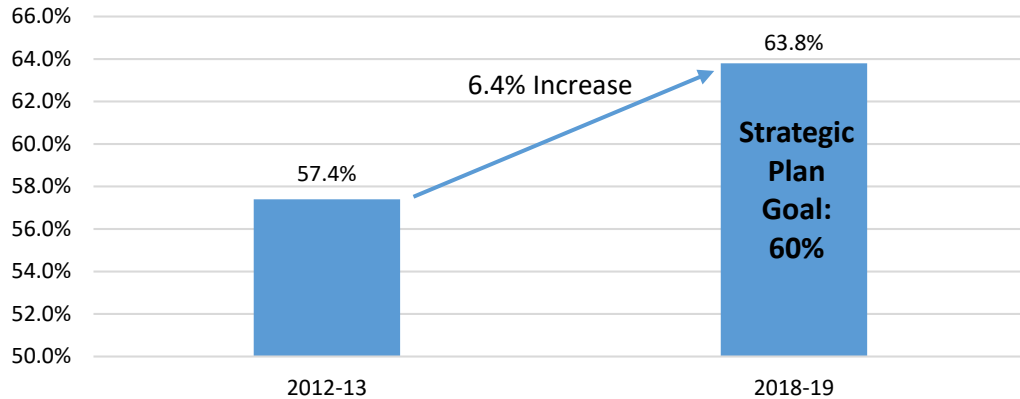
Metric 5: Academic Progress Rate
2nd Year Retention w/ GPA above 2.0



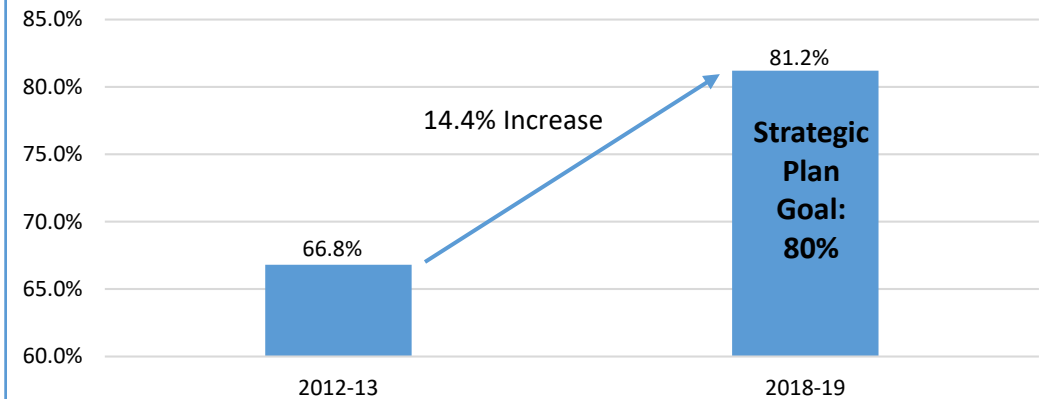
Metric 6: Percent of Bachelor's Degree Awarded in
Programs of Strategic Emphasis



Metric 8a: Percent of Graduate Degrees Awarded in
Programs of Strategic Emphasis



Metric 9: Percent of Baccalaureate Degrees Awarded
Without Excess Hours



Performance-based Funding



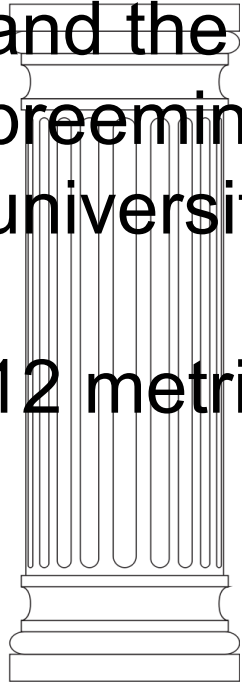
	State Investment	Institutional Investment	Total
2014-2015	\$135 M	\$65 M	\$200 M
2015-2016	\$150 M	\$250 M	\$400 M
2016-2017	\$225 M	\$275 M	\$500 M
2017-2018	\$245 M	\$275 M	\$520 M
2018-2019	\$265 M	\$295 M	\$560 M
2019-2020	\$265 M	\$295 M	\$560 M
2020-2021	\$265 M	\$295 M	\$560 M
2021-2022 LBR	\$285 M	\$295 M	\$580 M



Section 1001.7065 F.S.

A collaborative partnership between the Board of Governors and the Legislature to elevate the academic and research preeminence of Florida's highest-performing state research universities.

12 metrics based on academic and research excellence.



Preeminence/National Ranking Improvements – US News & World Report (2021)



UF

- Since 2014, no institution ranked in the top 15 jumped more spots than UF (+8, #14 to #6)

FSU

- Since 2014, no institution ranked in the top 50 jumped more spots than FSU (+21, #40 to #19)

USF

- Since 2014, no institution ranked in the top 100 jumped more spots than USF (+48, #94 to #46)

Preeminence / National Ranking Funding



	UF	FSU	USF	Total
2013-2014	\$15 M	\$15 M		\$30 M
2014-2015	\$5 M	\$5 M		\$10 M
2015-2016	\$5 M	\$5 M		\$10 M
2016-2017	\$13.4 M	\$13.4 M	\$5 M	\$36.9 M
2017-2018	\$17.3 M	\$17.3 M	\$8.7 M	\$52 M
2018-2019	\$6.2 M	\$6.2 M	\$6.2 M	\$20 M
2019-2020*	\$16.4 M	\$5.5 M	\$0	\$21.9 M
2020-2021*	\$15 M	\$15 M	\$0	\$30 M
Total	\$93.3 M	\$82.4 M	\$19.9 M	\$195.6 M
2021-2022 LBR	\$20 M	\$20 M	\$20M/\$15M*	\$75 M

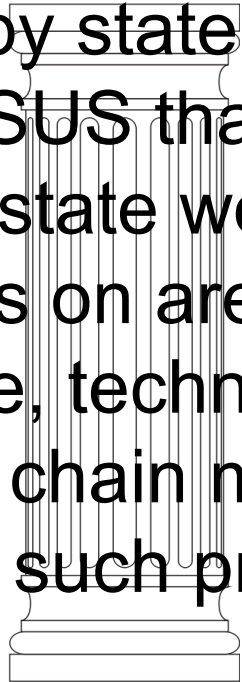
* National Ranking funding

Pillar III - Universities of Distinction



Section 1001.7065(7) F.S.

The Board of Governors shall establish standards and measures whereby state universities that focus on one core competency unique to the SUS that achieves excellence at the national or state level, meets state workforce needs, and fosters an innovation economy that focuses on areas such as health care, security, transportation, and science, technology, engineering, and mathematics (STEM), including supply chain management, can be identified. The Board may annually submit such programs for funding by January 1.



Universities of Distinction Funding



University	Proposal	Amount Requested	Amount Recommended
FAMU	Improving 21 st Century Health & Wellness	\$6,000,000	\$3,328,152
FAU	Applied A.I. & Big Data Analytics	\$11,255,500	\$6,243,337
FGCU	The Water School (\$3 M received current year)	\$4,000,000	\$4,000,000
FL Poly	Advancing the Academic Excellence & National Stature of FL Poly, the SUS and the State of Florida	\$3,000,000	\$1,664,076
FIU	Environmental Resilience	\$15,150,000	\$8,403,585
UCF	Powering Up FL's High Tech Economy	\$21,422,400	\$11,882,835
UNF	MEDNexus (\$6 M received current year)	\$6,000,000	\$6,000,000
UWF	A Cyber Coast for FL's Future	\$15,284,183	\$8,478,015
	Total	\$82,112,083	\$50,000,000

Other System Initiatives



- **FAMU-FSU Joint College of Engineering - \$6.5 M**
 - Faculty researchers, start-up funds and research equipment, undergraduate student success, and faculty retention.
- **State Fire Marshal Inspections - \$2.4 M**
 - Fund the costs associated with the inspections by the State Fire Marshal of state-owned and high hazard buildings throughout the system.
- **UF-IFAS Extension Workload - \$3.7 M**
 - Support educational materials, public consultations, and research materials for the Extension Offices located in every Florida county.
- **Johnson Scholarship - \$40,000**
 - Matching Funds to support need-based scholarships for undergraduate students with disabilities.

40 in
the US
News &
World
Report
(up 37
places)

Summary 2021-2022 Education & General LBR



Beginning Base State Budget	\$3,243,305,153
✓ Performance-Based Funding	20,000,000
✓ Preeminence / National Ranking	75,000,000
✓ Universities of Distinction	50,000,000
✓ DLSS / Library Services	20,912,822
✓ FAMU-FSU Joint College of Engineering	6,551,700
✓ State Fire Marshall Inspections	2,386,646
✓ UF-IFAS Extension Workload	3,670,594
✓ Johnson Scholarship Matching	\$40,000
Total State Funds Budget Request	3,421,866,615
Total Student Tuition Support	1,957,486,926
Total 2021-2022 E&G Budget Request	\$5,379,353,541
Incremental State Funds Increase	\$178,561,462

2021-2022 Board General Office LBR



Appropriation Category	2020-2021 Recurring Appropriation	2021-2022 Budget Request	2021-2022 \$ and % Change	
Salary & Benefits	\$6,931,392	\$6,931,392	\$0	
OPS (Student Support)	\$72,095	\$72,095	\$0	
Expenses	\$893,781	\$893,781	\$0	
OCO (Equipment)	\$17,732	\$17,732	\$0	
Contracted Services	\$857,903	\$857,903	\$0	
NW Reg. Data Center	\$349,859	\$349,859	\$0	
TR DMS Contract	\$21,384	\$21,384	\$0	
Risk Mgmt Ins.	\$12,214	\$12,214	\$0	
Total	\$9,156,360	\$9,156,360	\$0	0%
General Revenue	\$8,094,243	\$8,094,243	\$0	0%
Trust Funds	\$1,062,117	\$1,062,117	\$0	0%
Positions	65	65	0	0%