

**Florida Gulf Coast
University**



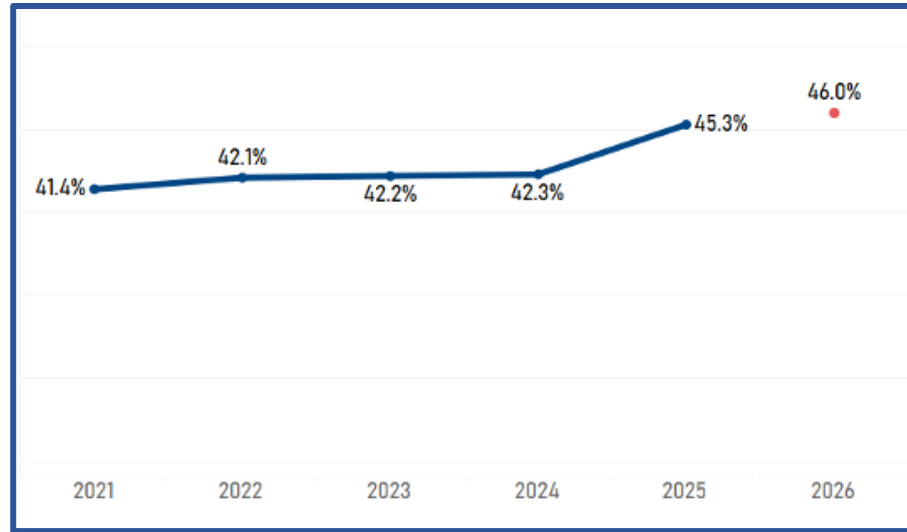
Student Success Plan 2025

Pending Approval of the Florida Board of Governors

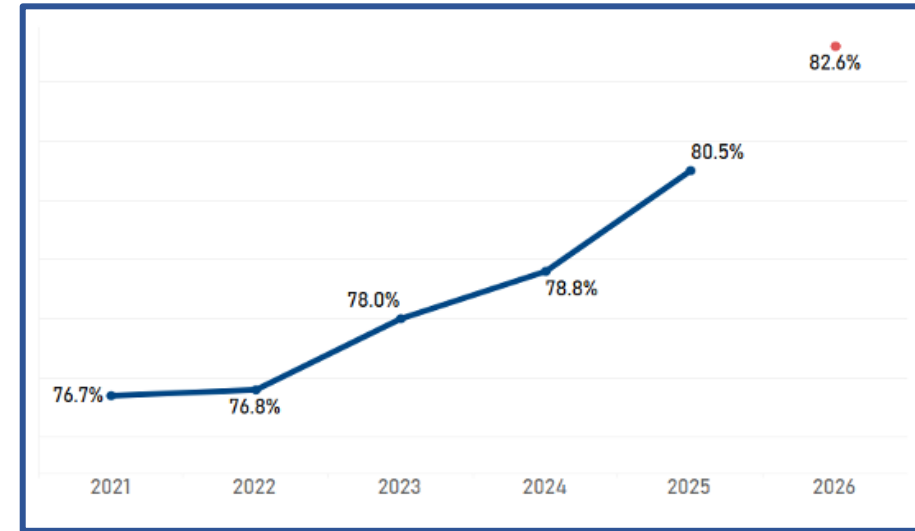
September 10, 2025

(Approved September 9, 2025, by the FGCU Board of Trustees)

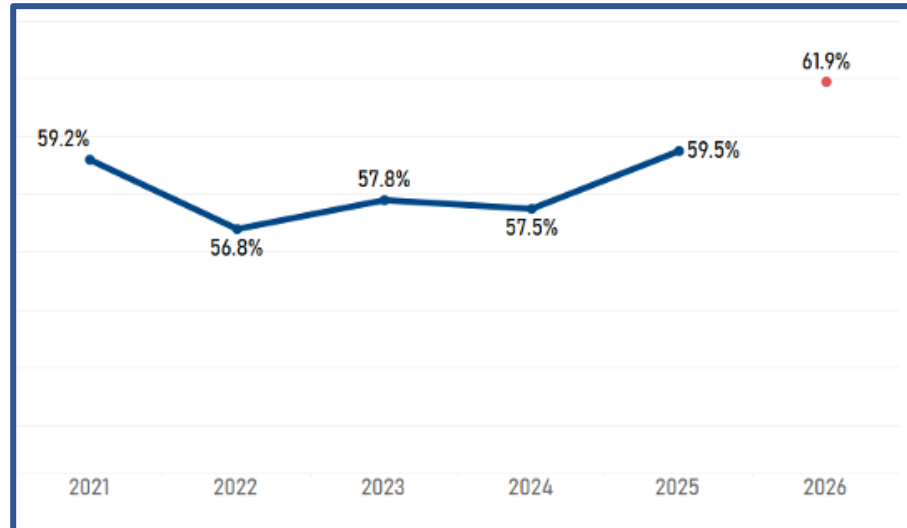
FGCU - METRIC 4
4-year Graduation Rate for FTIC Students



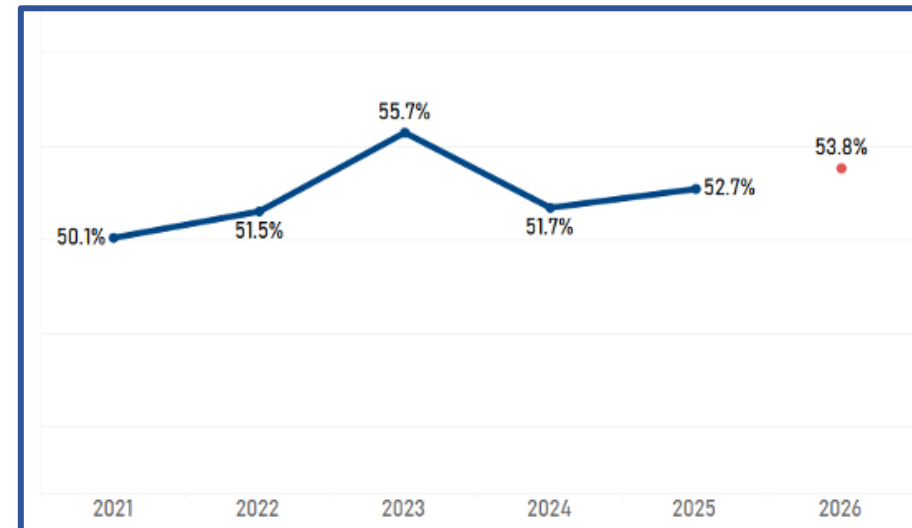
FGCU - METRIC 5
Academic Progress Rate (APR)



FGCU - METRIC 9A
3-Year Graduation Rate for AA Transfer Students



FGCU - METRIC 9B
6-year Graduation Rate of Pell Grant Recipients





Key Areas of Enhancement in Student Success Plan

Strengthen partnerships with Florida College System (FCS) through 2+2 advising and on-site student support at feeder schools.

Expand case management to create a university-wide care model for stronger student support.

Scale Up successful strategies for high-impact courses to reduce the number of students earning D or F grades and those who withdraw (W).

Grow the use of predictive analytics to provide actionable insights for student success teams.

Enhance transfer evaluation process (new software) to ensure students arrive “major-ready.”

Empower advisors with AI-powered tools to keep students on track for timely graduation.

Implement a multi-year enrollment plan to recruit, retain, and graduate academically prepared students.



FGCU Scorecard – Laser-Focused on Student Success

Graduation and Retention Rates

PBF# 4 FTIC Four-Year Graduation Rate

45.3%

PBF# 5 Academic Progress Rate

80.5%

PBF# 9A FCS AA Transfer Three-Year
Graduation Rate

59.5%

PBF# 9B FTIC Pell Recipient Six-Year
Graduation Rate

52.7%

Post-Graduation Outcomes

PBF# 1 Percent of Bachelor's Graduates
Enrolled or Employed (\$40,000+)

70.5%

PBF# 2 Median Wages of Bachelor's Graduates
Employed Full-time

\$48,900

Cost and Access

PBF# 3 Average Cost to the Student

\$8,300

PBF# 7 University Access Rate

29.4%

Total Enrollment

Fall Headcount Enrollment

16,633

Board of Trustees Choice Metric

PBF# 10 Number of Bachelor's Degrees Awarded
to Hispanic & African-Americans

944

Programs of Strategic Emphasis

PBF# 6 Percentage of Bachelor's Degrees
Awarded within Programs of Strategic Emphasis

53.6%

PBF# 8 Percentage of Graduate Degrees
Awarded within Programs of Strategic Emphasis

44.5%

Florida Gulf Coast
University

