



New College of Florida
The Honors College

Student Success Plan Monitoring Report

March 2024



Student Success Plan **Goals**

**Metric 1:
% enrolled or employed**

- ① \$400k+ of internship scholarships to 200+ new students
- ② Pre-proposals for at least two new master's programs

**Metric 5:
Academic Progress Rate**

- ③ Fully implement adaptive AI chatbot
- ④ Provide one-stop shop for academic student support
- ⑤ No-cost 24/7 on-demand access to online tutors
- ⑥ Hire and train 4 academic coaches
- ⑦ Provide laptops to 300+ incoming students
- ⑧ Invest \$5.5M+ on campus life improvements



Student Success Plan **Achievements**

Metric 1: % enrolled or employed

- ① \$400k+ of internship scholarships to 200+ new students

Result: We awarded \$438,940 to 223 new students

- ② Pre-proposals for at least two new master's programs

Result: We presented pre-proposals for Master's in

- **Marine Mammal Science**
- **Educational Leadership**

Marine Mammal Science could start Fall '24



Student Success Plan **Achievements**

Metric 5: Academic Progress Rate

- ③ Fully implement adaptive AI chatbot
Result: Mighty Banyan chatbot launched September
- ④ Provide one-stop shop for academic student support
Result: One-stop shop opened in Library in Oct.
- ⑤ No-cost 24/7 on-demand access to online tutors
Result: 24/7 on-demand tutor service launched Aug.
- ⑥ Hire and train 4 academic coaches
Result: 2 senior coaches hired; hiring 4 more by May
- ⑦ Provide laptops to 300+ incoming students
Result: We provided 300 laptops to new students
- ⑧ Invest \$5.5M+ on campus life improvements
Result: Invested \$5.5M+ on campus life improvements

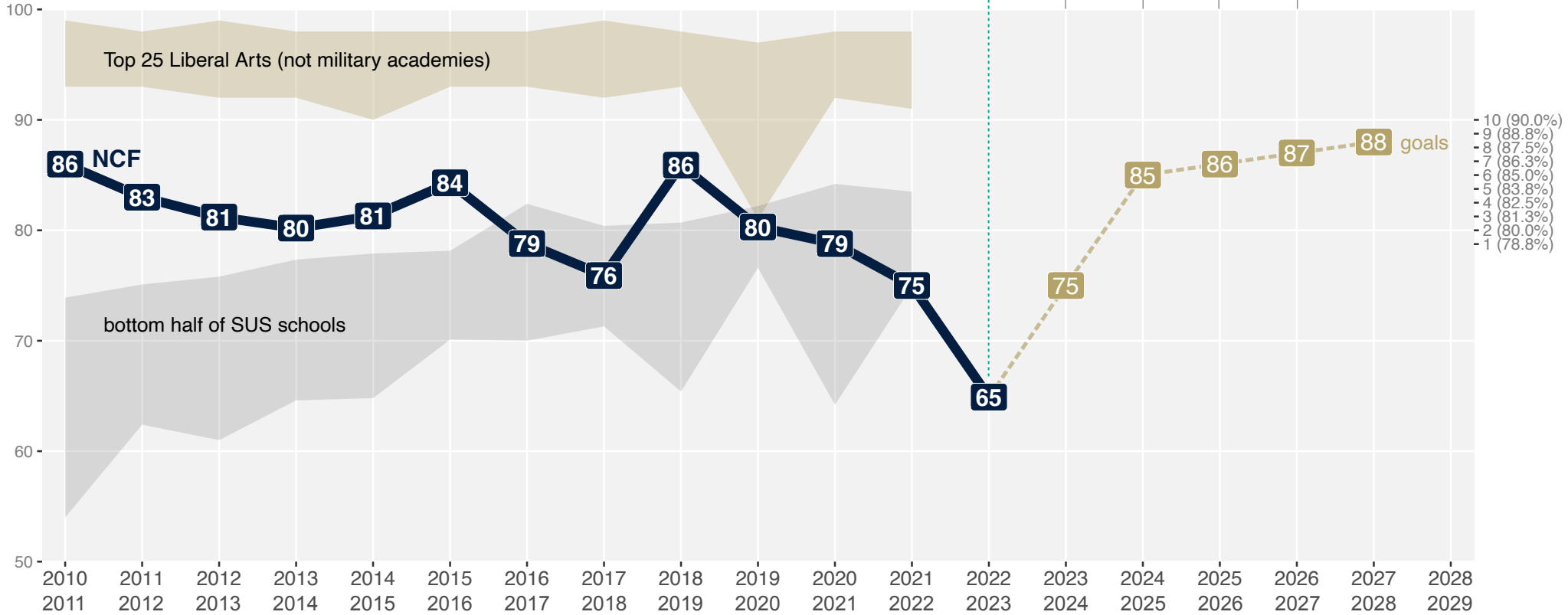


New College of Florida

The Honors College

- ### Initiatives to promote student retention
- Fixed the toxic culture
 - Opened academic support one-stop shop
 - Implement Academic Coaches (Fall 2024)
 - Implement new core curriculum (Fall 2024)
 - System to track student support
 - Additional housing

Retention Rates



53	56	60	61	60	61	71	69	77	73	70	74	75
27	25	24	23	24	23	22	21	20	18	20	17	15

NCF
Top 25

Acceptance Rate

NCF acceptance rate increased from 53% to 75%

79-93	78-92	76-92	66-89
89-97	89-96	91-98	93-98

NCF
Top 25

SAT/ACT %iles for middle half of students

Scores for the lowest 25% of NCF FTICs dropped from the 79th to the 66th %ile

25	26	30	25	26	31	26	29	35	25	28	35	28
14	16	16	16	16	16	16	16	17	18	17	18	16

NCF
Top 25

% of first-years receiving Pell grants

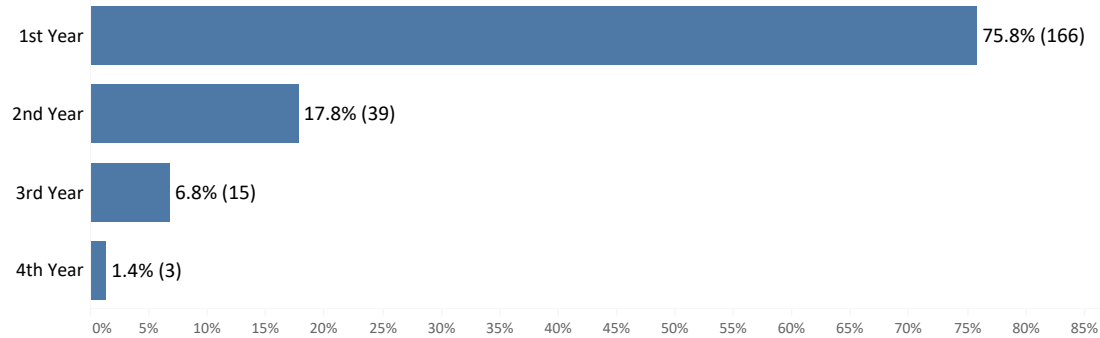
2013-2014 to Present Withdrawn Students - Survey Results Dashboard

A. Thinking and Discussing about Leaving

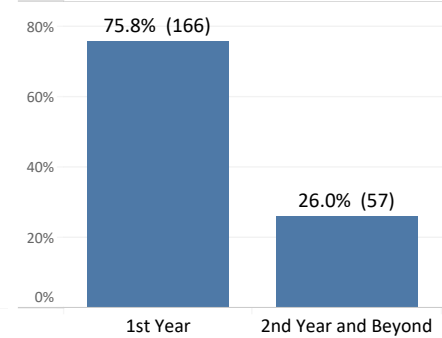
Updated on 02.10.23

1. When did you first think about leaving New College?

Number of withdrawn students answering this item: 219

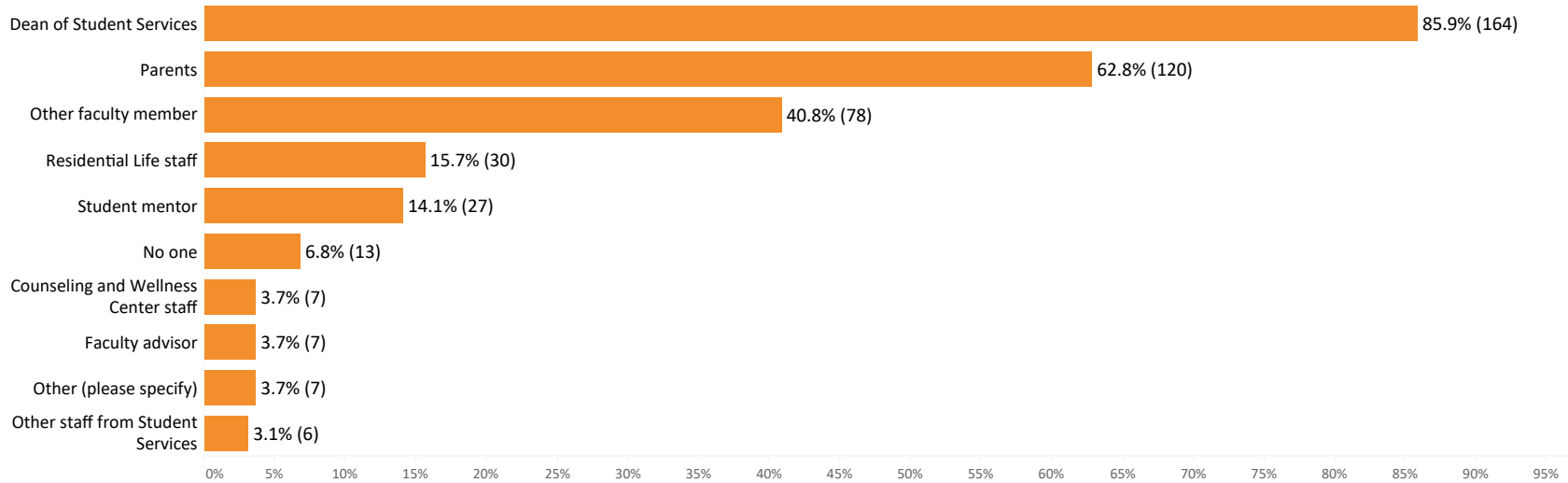


Distribution of withdrawn First Years and Beyond First Years



2. With whom did you discuss your decision to leave New College?

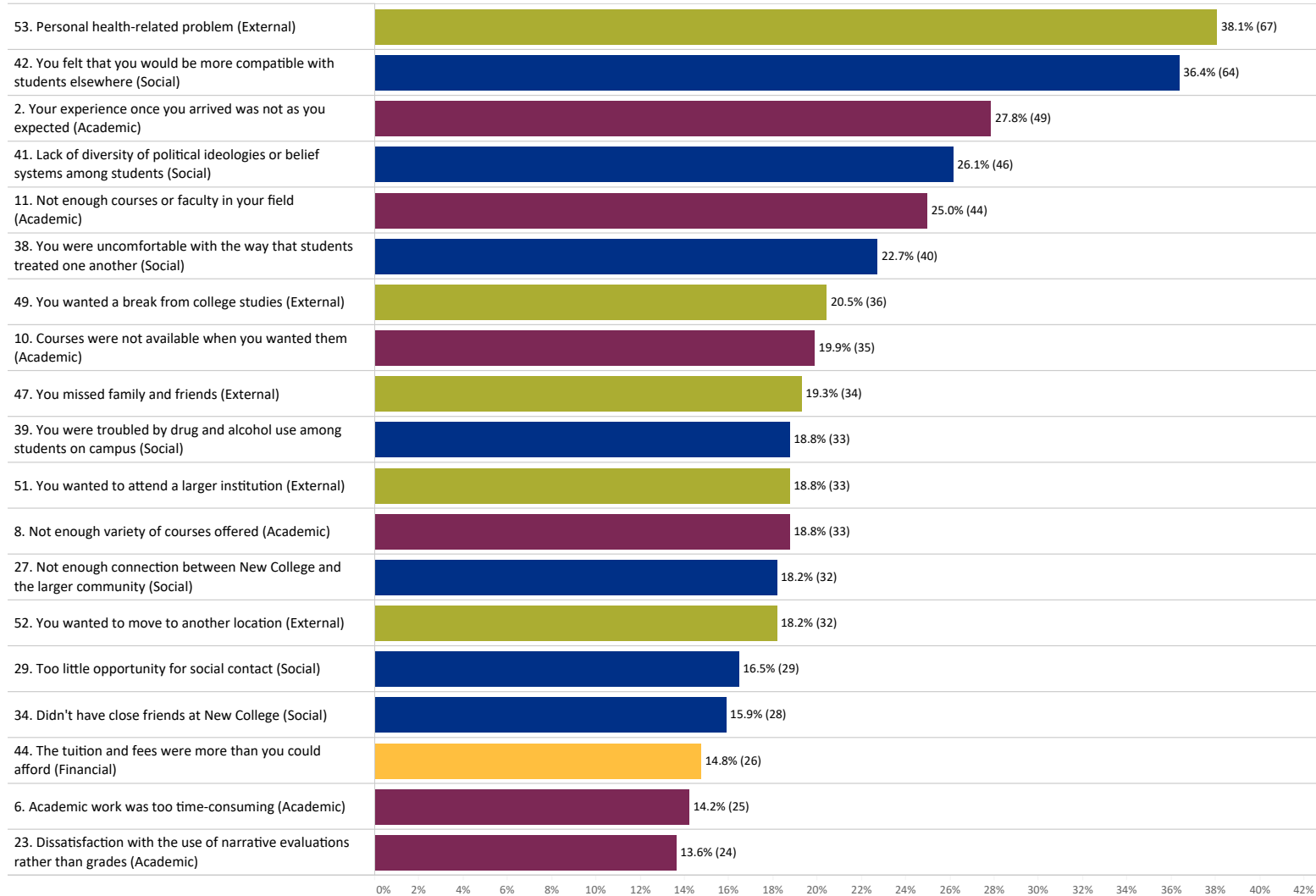
Number of withdrawn students answering this item: 191



3. What are the reasons your left New College? (Check all that apply)

Number of withdrawn students answering this item: 176

Academic | External | Financial | Social



Withdrawn Students - Survey Results Dashboard

B. Reasons for Leaving

Select Reason Category(ies)
Social

3. What are the reasons your left New College? (Check all that apply)

Number of withdrawn students answering this item: 94

Academic | External | Financial | Social

