



Licensure Exam Pass Rates Follow-up: FAMU, FAU, & USF

Ms. Emily Sikes

Assistant Vice Chancellor for Strategic Initiatives & Economic Development

January 24, 2023

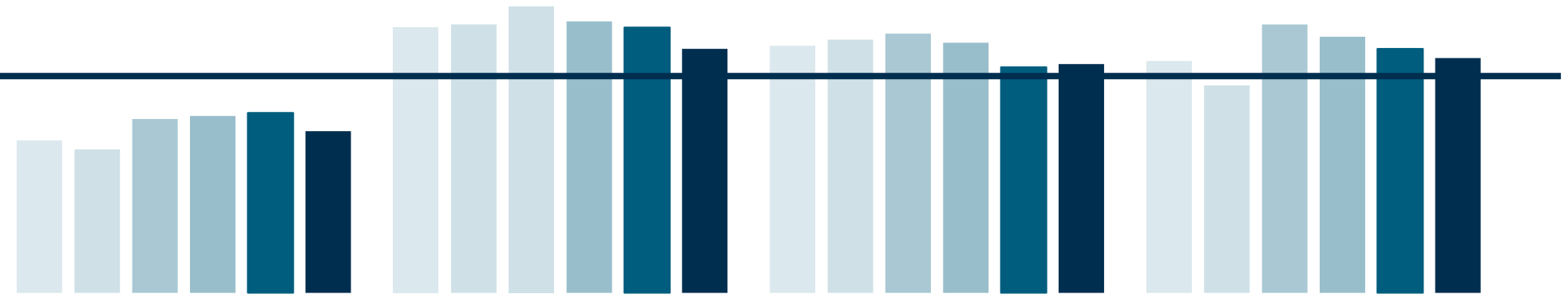
www.flbog.edu

Law Exam Pass Rate



FAMU's first-time pass rates have increased steadily since 2018, but decreased in 2022

2021 Benchmark: 71*



	FAMU	FIU	FSU	UF
2017	50	87	81	76
2018	47	88	83	68
2019	57	94	85	88
2020	58	89	82	84
2021	59	87	74	80
2022**	53	80	75	77

*Benchmark is based on the first-time pass rate for students enrolled in Florida institutions

**Data published by the Florida Bar Exam for February & July

Source: Unless otherwise noted, data is from the 2021 System Accountability Plan

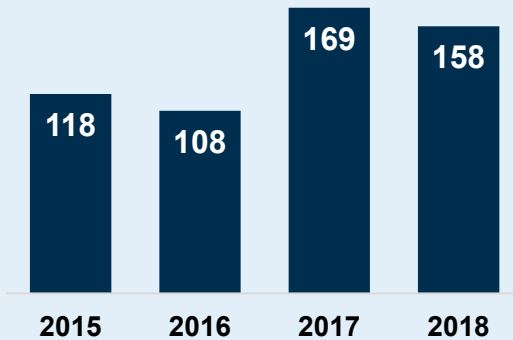
FAMU Law by Entering Cohort



Enrollment

Enrollment increased

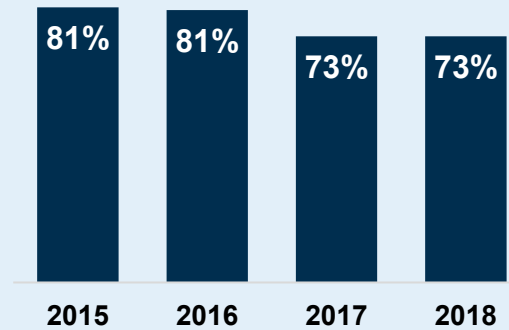
+40



Graduation

Ultimate graduation rate decreased

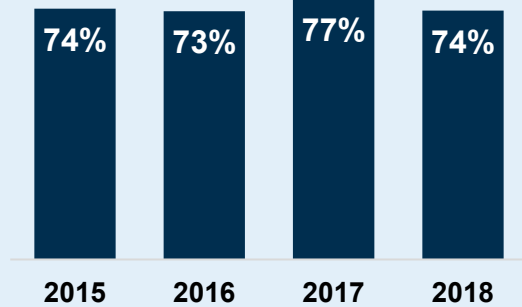
-8%



Bar Exam

Ultimate pass rates steady

No change



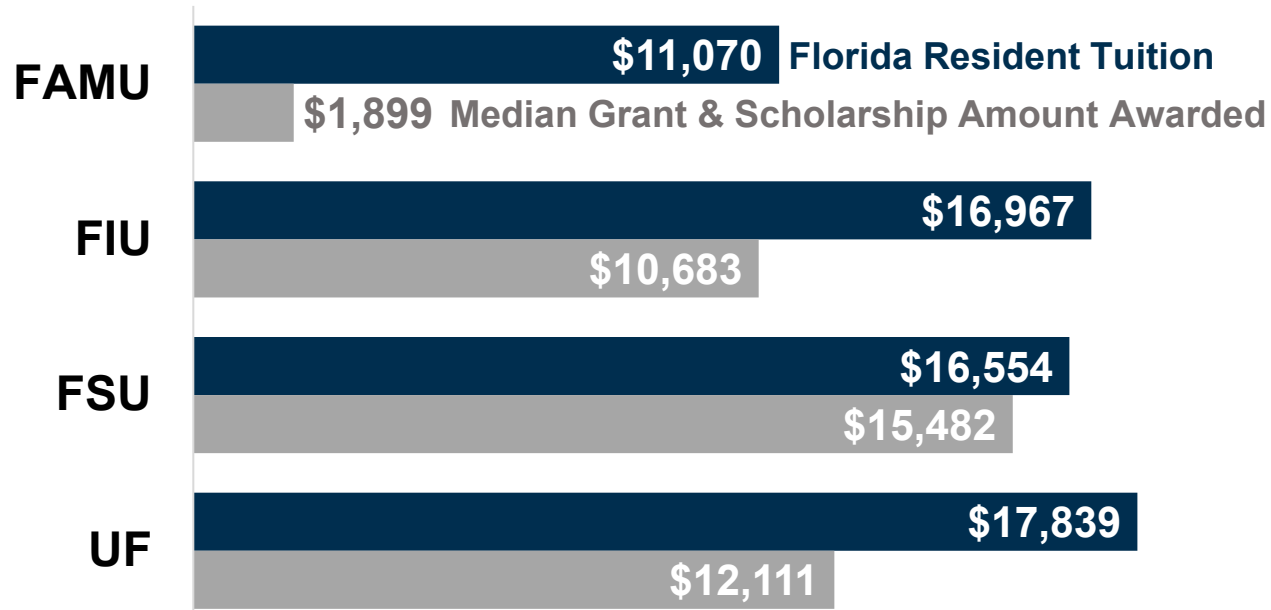
- FAMU started enrolling fewer students in 2020 & enrolled 130 total students in 2021

Law Student Scholarships, Grants, & Tuition



FAMU provides lower grants & scholarship amounts to fewer students compared to peer institutions

Tuition & Median Grants & Scholarships*



Students Receiving Grants & Scholarships**

FAMU	39%
FIU	68%
FSU	82%
UF	74%

* Tuition data is for the 2022-23 school year. Median grants & scholarships amount is for full-time students. FAMU reported that 2020-21 grants & scholarships were inflated due to CARES Act Funds. The data presented is from 2019-2020.

** Percent of all students receiving grants & scholarships in 2020. Please see supplemental materials for a breakdown by full-time & part-time students.

Source: 2019-20 institutions' Standard 509 Information Reports & Board ODA analysis, 2022-10-12

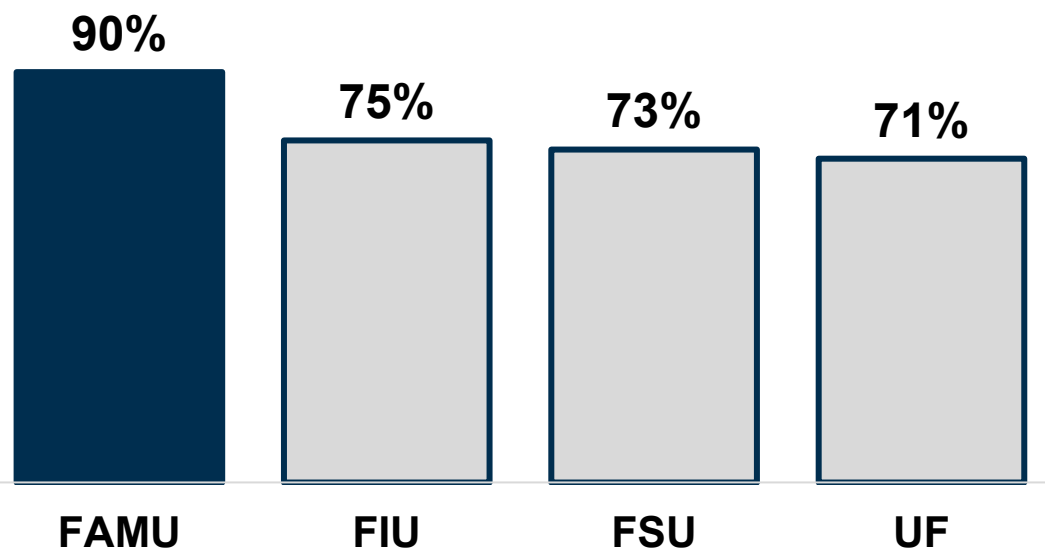
Law Graduate Loans & Earnings



More FAMU students take out loans, graduate with higher loans, & have lower median earnings 10 years after graduation



Students With Loans



Average Loan Amount & Median Earnings*

	Median Earnings 10-years After Graduation	Average Loans
FAMU	\$81,800	\$108,700
FIU	\$91,900	\$63,800
FSU	\$97,200	\$89,800
UF	\$117,800	\$71,800

*Earnings for graduates working full-time

Source: Board ODA analysis, 2022-10-12; MyFloridaFuture.org

Notes: Loans data only include graduates with a recent admit date that was within three years of the degree. For example, the loans data for the 2020-21 graduates exclude anyone admitted prior to fall 2017; the loans data for the 2019-20 graduates exclude anyone admitted prior to fall 2016; and, the loans data for the 2018-19 graduates exclude anyone admitted prior to fall 2015.



FAMU reports pass rates are expected to show improvement with the cohort taking the exam in July 2023

Admissions

- Enrolled smaller cohorts with higher LSAT & GPA

Curriculum

- Overhauled curriculum in 2020
- Provided additional coursework, advising, & support for struggling students in fall 2021



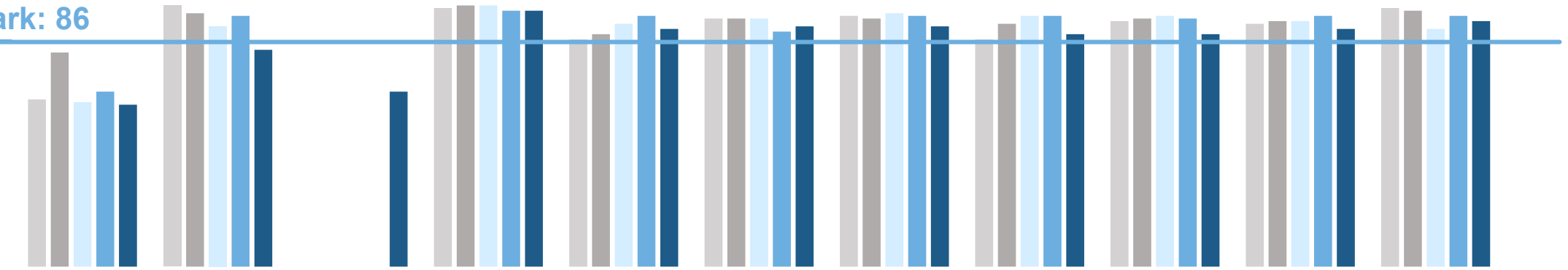
In good standing with the American Bar Association, next review in 2028

Nursing Exam Pass Rate



- FAMU & FAU Boca nursing exam pass rates decreased between 2020 & 2021
- FAU Davie nursing exam pass rates are below the benchmark

2021 Benchmark: 86



	FAMU	FAU Boca	FAU Davie	FGCU	FIU	FSU	UCF	UF	UNF	USF	UWF
2017	64	100	.	99	87	95	96	87	94	93	99
2018	82	97	.	100	89	95	95	93	95	94	98
2019	63	92	.	100	93	95	97	96	96	94	91
2020	67	96	.	98	96	90	96	96	95	96	96
2021	62	83	67	98	91	92	92	89	89	91	94

Note: Pass rates for first-time examinees for the National Council Licensure Examination for Registered Nurses (NCLEX-RN) are based on the performance of graduates of baccalaureate nursing programs. National benchmark data are based on Jan-Dec NCLEX-RN results for first-time examinees from students in U.S.-educated baccalaureate degree programs as published by the National Council of State Boards of Nursing. Davie campus (Lynn College of Nursing) exam pass rates were added to reflect reporting to the Florida Board of Nursing on the NCLEX-RN.

Source: 2021 System Accountability Plan

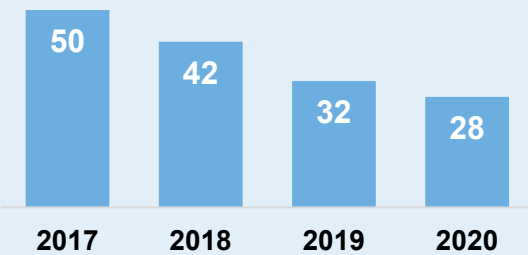
FAMU Nursing by Entering Cohort



Enrollment

Enrollment decreased

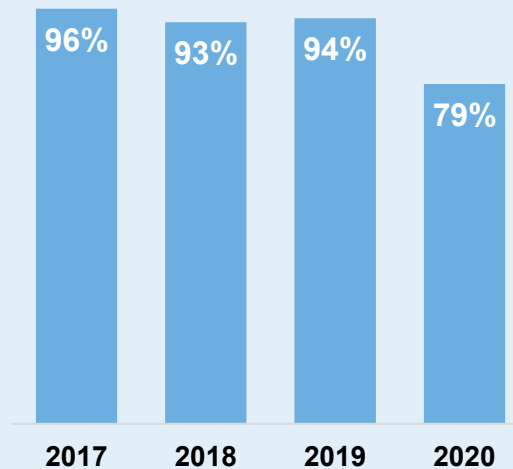
-22



Graduation

Graduation rate decreased

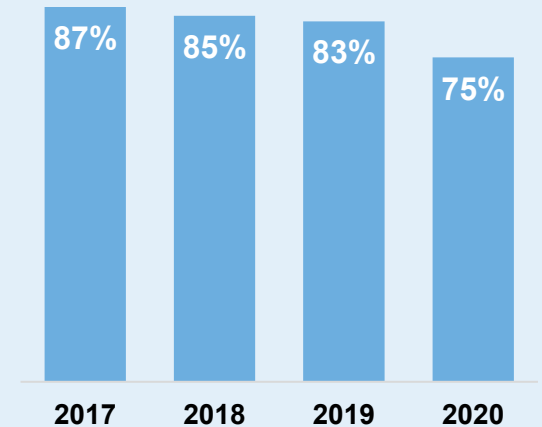
-17%



NCLEX

Ultimate pass rates decreased

-12%



FAU Nursing by Entering Cohort

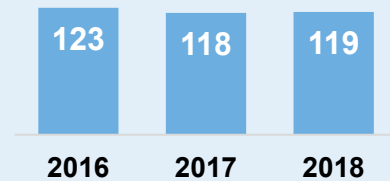


Enrollment

Traditional (Boca)

Enrollment increased

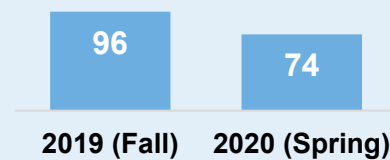
-4



Second Degree (Davie)

Enrollment decreased

-22

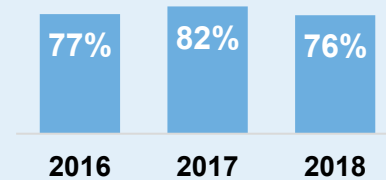


Graduation

Traditional (Boca)

Ultimate graduation rate decreased

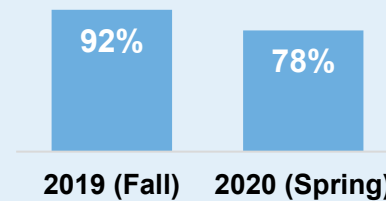
-1%



Second Degree (Davie)

Ultimate graduation rate decreased

-14%

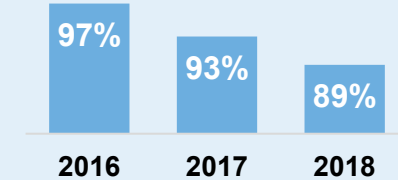


NCLEX

Traditional (Boca)

Ultimate pass rates decreased

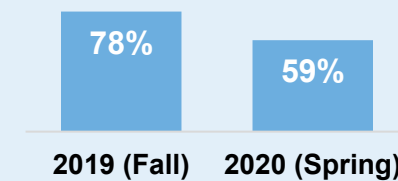
-8%



Second Degree (Davie)

Ultimate pass rates decreased

-19%

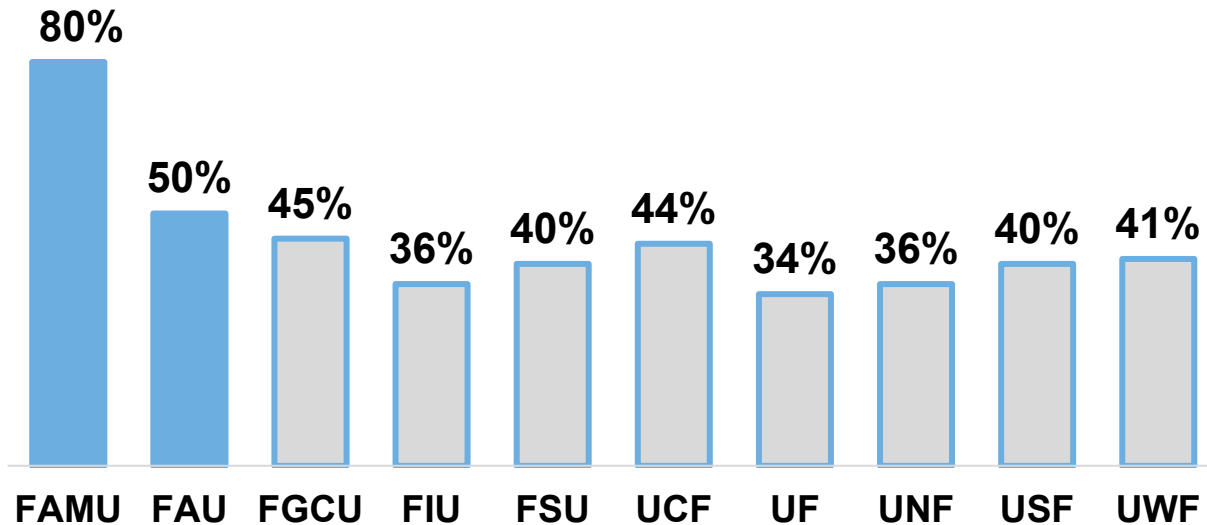


Nursing Graduate Loans & Earnings



- Compared to other SUS institutions FAMU has a higher % of nursing students with loans & graduates take out higher loans
- FAMU & FAU graduates earn wages comparable to other graduates

Students With Loans



Average Loan Amount & Median Earnings*

	Median Earnings 10-Years After Graduation	Average Loans
FAMU	\$80,600	\$32,300
FAU	\$88,800	\$21,000
FGCU	\$80,600	\$21,500
FIU	\$95,200	\$15,000
FSU	\$86,500	\$21,400
UCF	\$84,100	\$20,100
UF	\$87,900	\$22,300
UNF	\$76,000	\$17,700
USF	\$83,700	\$19,900
UWF	\$71,200	\$20,800

*Earnings for graduates working full-time

Notes: Loan amounts represent those received by First-time-in-college (FTIC) Florida Resident undergraduates who completed a bachelor's degree in Nursing during the 2018-19, 2019-20 & 2020-21 academic years.

Source: Board ODA analysis, 2022-10-12; MyFloridaFuture.org



FAMU A first-time NCLEX pass rate of 70.73% so far in 2022

Admissions & Enrollment

- Established a recruitment team to strengthen the applicant pool & required a minimum applicant test score
- Reduced enrollment

Curriculum & Faculty

- Revised curriculum, implemented fall 2021
- Increased NCLEX practice exams
- Required success coaching for high-risk students
- Constructed simulation center & student success center
- Trained faculty on NCLEX course mapping & writing



Probation from the Florida Board of Nursing since 2021; reassessed in early 2023

FAU A first-time NCLEX pass rate of 60% for Davie & 79.55% for Boca students so far in 2022

Curriculum & Faculty

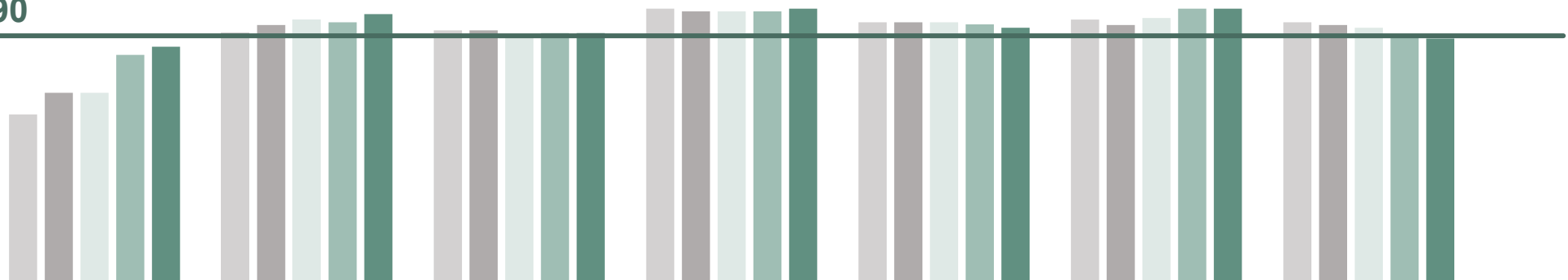
- Hired additional faculty
- Trained faculty on competency-based nursing education
- Revised curriculum will be implemented in summer 2023
- Offered high-fidelity simulations for students
- Required 6-week student intensive for challenging topics
- Required minimum score on NCLEX practice exam

Physical Therapy Exam Pass Rates



FAMU's first-time pass rates have increased while USF's pass rates have declined slightly

2021 Benchmark: 90



	FAMU	FGCU	FIU	UCF	UF	UNF	USF
2015-17	61	91	92	100	95	96	95
2016-18	69	94	92	99	95	94	94
2017-19	69	96	90	99	95	97	93
2018-20	83	95	91	99	94	100	90
2019-21	86	98	91	100	93	100	89

Note: A three-year average pass rate for first-time examinees on the National Physical Therapy Examination is used rather than annual averages because of the relatively small cohort sizes in a given year.

Source: 2021 System Accountability Plan

FAMU & USF Physical Therapy by Entering Cohort



Enrollment

FAMU

Enrollment decreased

-2



USF

Enrollment increased

+2

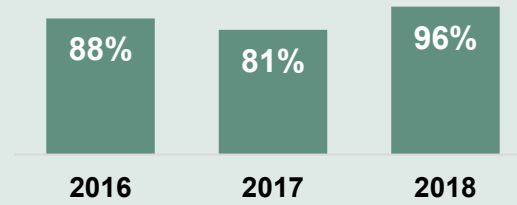


Graduation

FAMU

Ultimate graduation rate increased

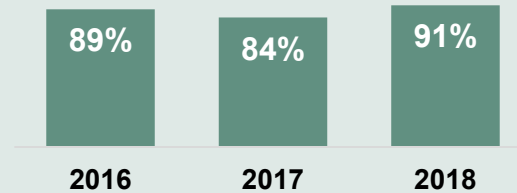
+8%



USF

Ultimate graduation rate increased

+7%

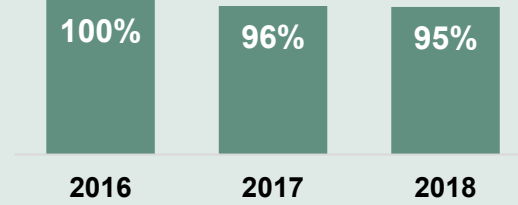


NPTE

FAMU

Ultimate pass rates decreased

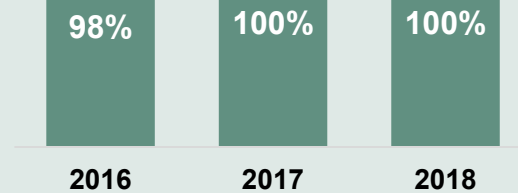
-5%



USF

Ultimate pass rates increased

+2%



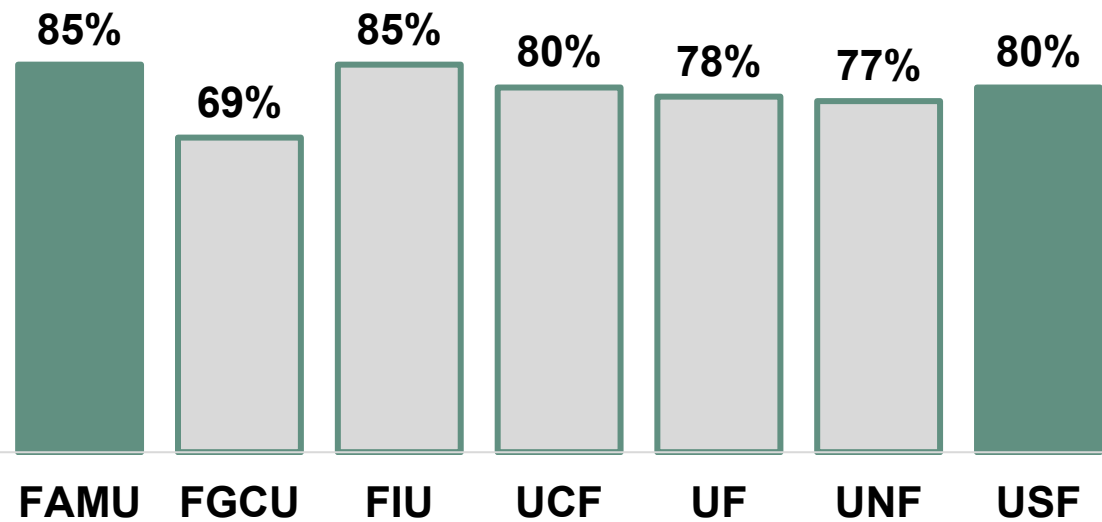
Physical Therapy Graduate Loans & Earnings



FAMU & USF graduates earn wages similar to those from other institutions



Students With Loans



Average Loan Amount & Median Earnings*

	Median Earnings 1-Year After Graduation	Average Loan
FAMU	\$64,700	\$86,500
FGCU	\$70,400	\$71,700
FIU	\$65,600	\$109,600
UCF	\$66,700	\$88,900
UF	\$65,700	\$92,600
UNF	\$58,600	\$83,000
USF	\$67,100	\$95,100

*Earnings for graduates working full-time

Notes: Loans data only include graduates with a recent admit date that was within four years of the degree. For example, the loans data for the 2020-21 graduates exclude anyone admitted prior to fall 2016; the loans data for the 2019-20 graduates exclude anyone admitted prior to fall 2015; & the loans data for the 2018-19 graduates exclude anyone admitted prior to fall 2014.

Source: Board ODA analysis, 2022-10-12; MyFloridaFuture.org

Physical Therapy Improvement Plans Summary



FAMU



- Initial plan presented to the Board November 2020



- Enrolled students with higher GRE scores & GPAs



- Increased use of licensure-style exams & exam practice



- FAMU expects improvement in upcoming exam cycle

USF

- Conducting a comprehensive program review

- Required GRE scores beginning with class of 2022

- Revised curriculum in 2020
- Require practice exams with remediation plans

- USF expects improvement for the 2023 graduates



www.flbog.edu