



2023-2024 Legislative Budget Request

Eric Silagy, Chair Budget & Finance Committee

September 14, 2022

www.flbog.edu

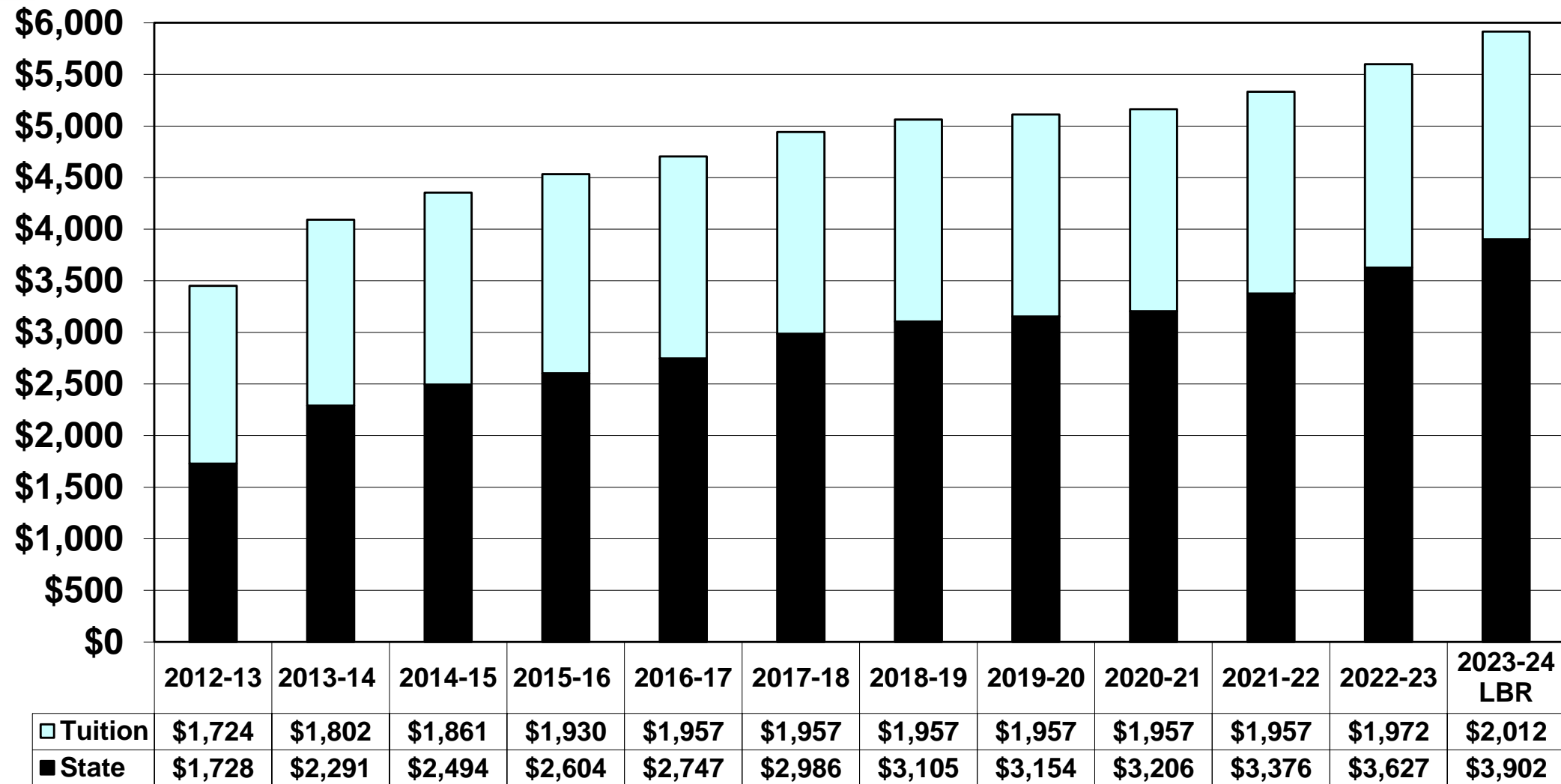
Legislative Budget Request Framework



- Ensure Funding is Tied to Performance and Accountability
- Reward Excellence
- Reward Improvement
- Reward Preeminence
- Keep Student Costs Low
- Other Initiatives

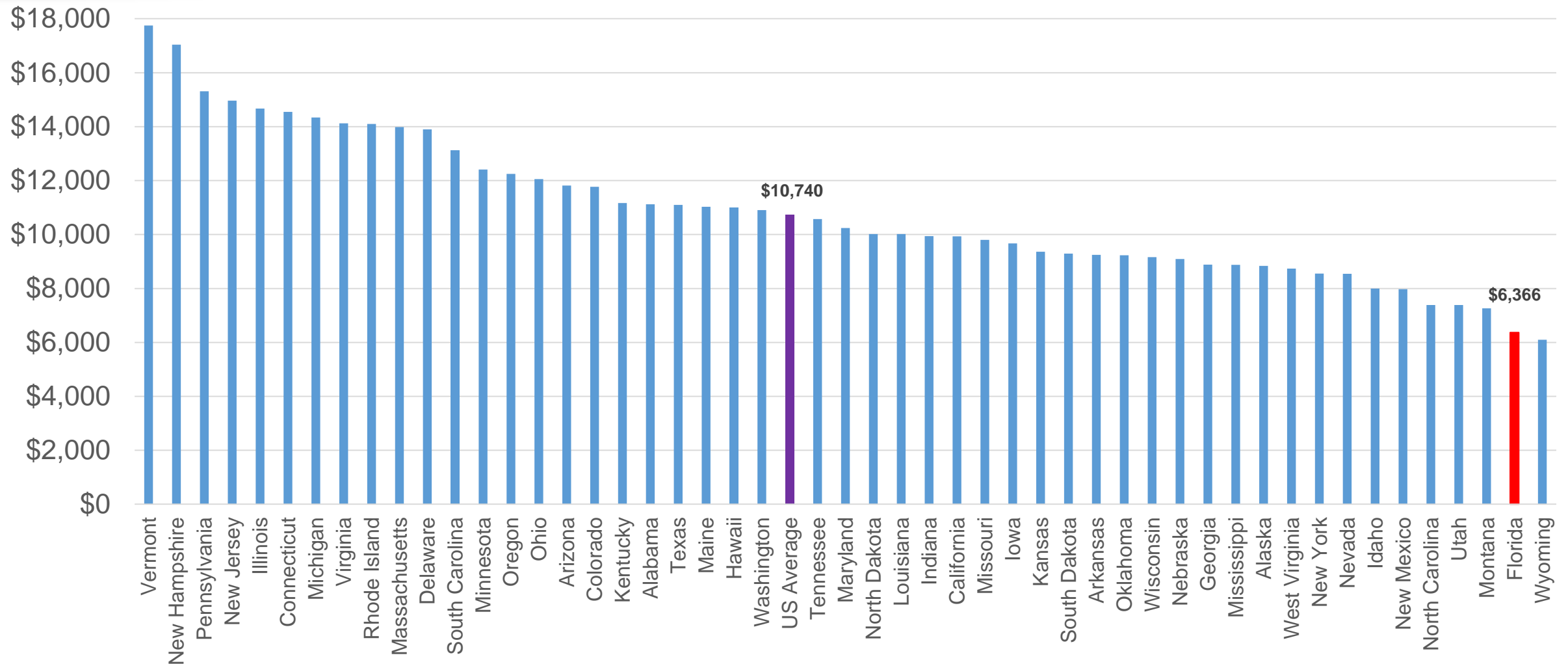
SUS Appropriated Operating Funds (in millions)

September 2022



2021-22 Undergraduate Tuition & Fees by State

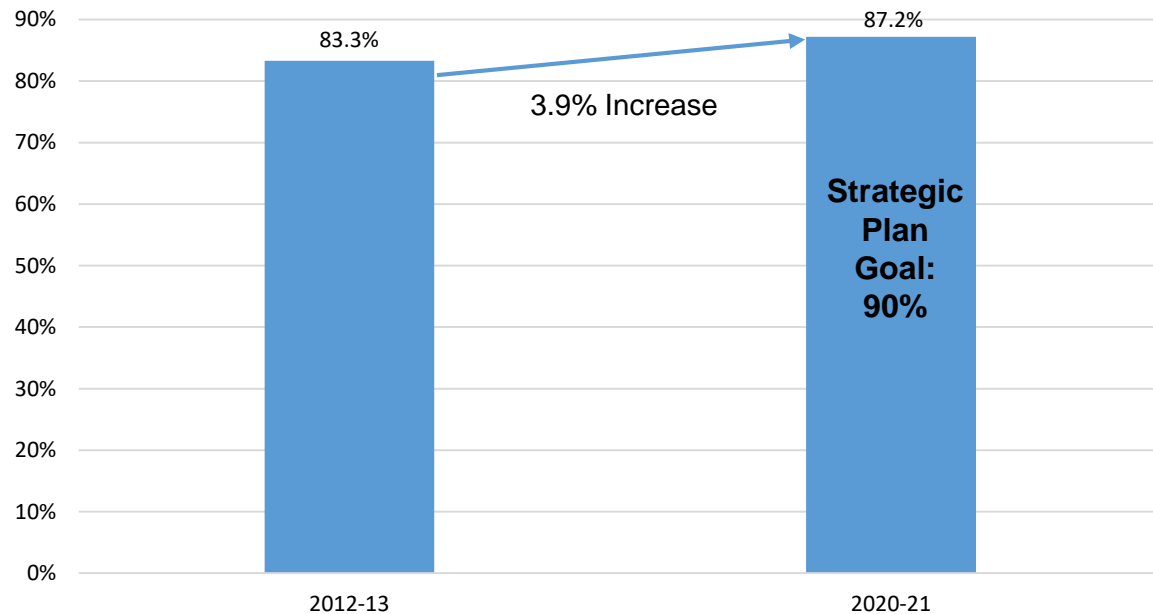
Florida is 2nd Lowest



Performance Funding Improvement Retention and Graduation Rates



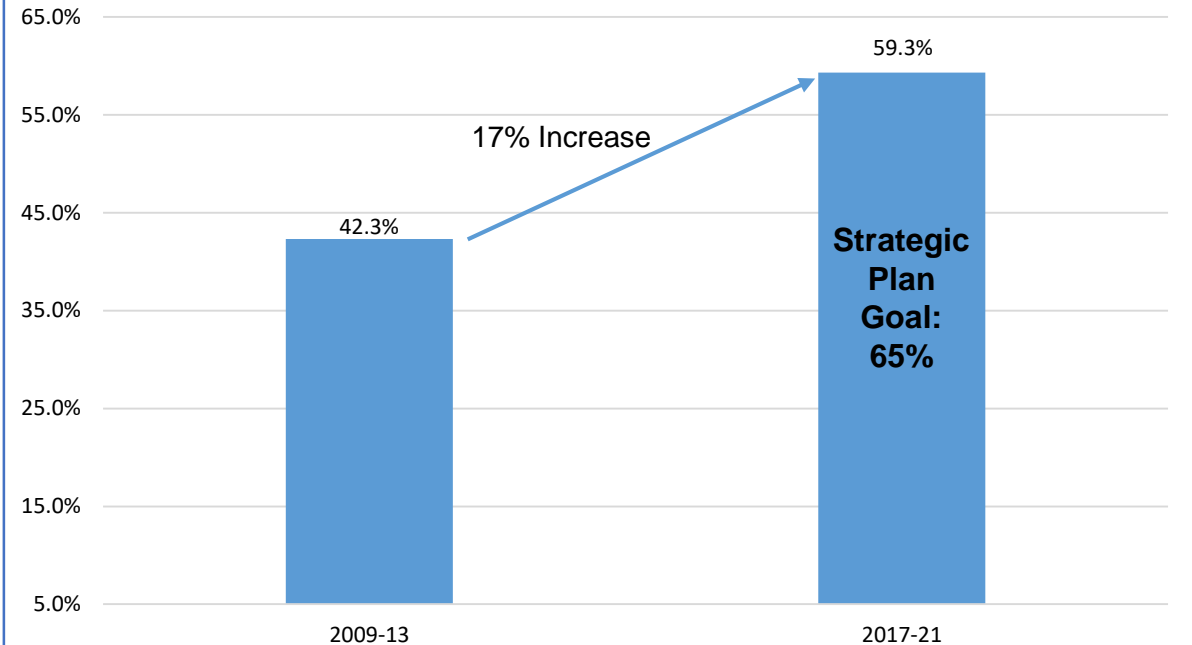
Metric 5: Academic Progress Rate
2nd Year Retention w/ GPA above 2.0



Notable improvements:

- FAMU: 2% increase (from 82% to 84%)

Metric 4: 4 Year Grad Rate



Notable improvements:

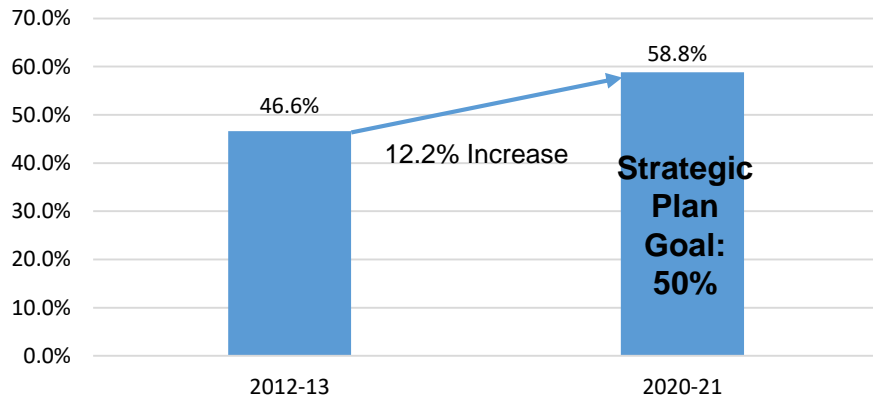
- FIU: 10% increase (from 49% to 59%)
- UWF: 11% increase (from 36% to 47%)

Performance Funding Improvement Degrees and Cost to the Student

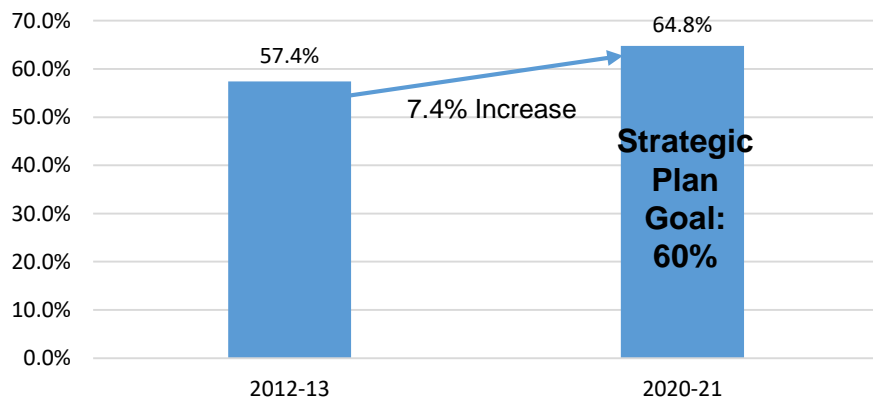


All of the SUS Averages for these metrics are exceeding the Strategic Plan Goals and/or 10-point Benchmarks.

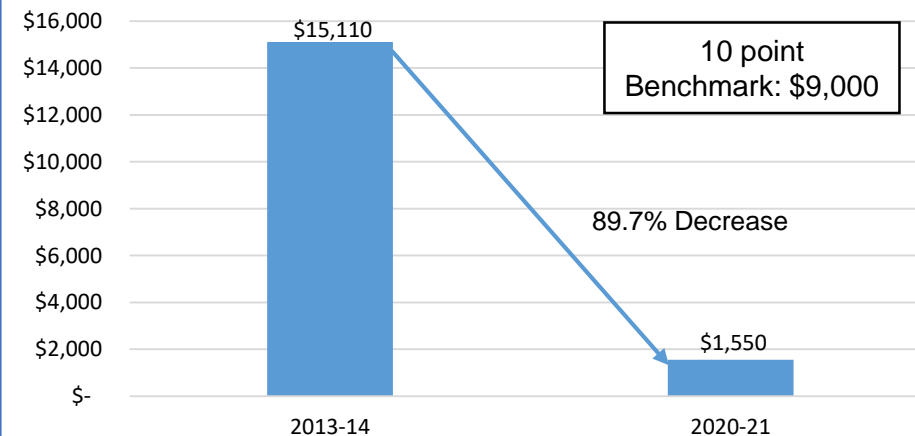
Metric 6: Percent of Bachelor's Degree Awarded in Programs of Strategic Emphasis



Metric 8a: Percent of Graduate Degrees Awarded in Programs of Strategic Emphasis



Metric 3: Average Cost to the Student (Net Tuition and Fees for 120 credit hours)



Performance-based Funding - \$645 M



Performance-based Funding - Excellence

- \$100 M



- Excellence is defined as receiving the maximum score for a metric. Nine metrics have a maximum score of 10 and 2 metrics have a maximum score of 5.
- Universities receiving the maximum Excellence score on a metric will be eligible.
- Receiving the maximum Improvement score (10 or 5) is not counted.
- A university receiving Preeminent Funding is not eligible for these funds.

Performance-based Funding - Excellence

- \$100 M



2022 Performance-Based Funding Model Final Metric Score Sheet

<div> <div>Scores in black are based on Excellence.</div> <div>Scores in orange are based on Improvement.</div> <div>Max Excellence Pts</div> </div>										Scores
Metric	FAMU	FAU	FGCU	FIU	FL Poly	NCF	UCF	UNF	UWF	
1	4	4	4	5	6	8	4	5	7	0
2	10	10	9	10	10	6	10	10	10	6
3	10	10	10	10	10	10	10	10	10	9
4	0	4	2	10	7	6	5	4	10	0
5	5	0	0	9	0	1	10	0	2	1
6	10	10	10	10	10	8	10	10	10	8
7	10	9	7	10	7	7	8	7	8	2
8.a	5	10	10	10			9	10	10	4
8.b					3	0				0
9.a	5	4	3	5	0	0	1	3	2	1
9.b	0	0	1	2		4	3	1	0	0
9.b.1					0					0
10	10	10	9	7	10	10	9	10	9	3

Metrics 1 - 8b and 10a - 10l are out of 10 points. Metrics 9a, 9b and 9b1 are out of 5 points

Max Excellence Scores	3	4	3	6	4	2	4	4	4	34
-----------------------	---	---	---	---	---	---	---	---	---	----

Performance-based Funding - Improvement - \$25 M



Alternate



- ✓ Improvement based on total score
- ✓ Must be 3% or higher
- ✓ Score must be higher than 70
- ✓ Must have 2 consecutive years of improvement
- ✓ If more than 1 university is eligible, the funds will be prorated based on the % improvement
- ✓ Universities doing a success plan in 1 of the 2 years is not eligible
- ✓ Unallocated funds returned to the State

Performance-based Funding - Improvement - \$25 M



	Scores			Improvement %			Eligible for Improvement Funds in 2023*
	2020	2021	2022	2020 % Increase	2021 % Increase	2022 % Increase	
UF	90	87	93	-5.3%	-3.3%	6.9%	X
USF	94	94	92	2.2%	0.0%	-2.1%	
FIU	88	97	91	1.1%	10.2%	-6.2%	
FSU	85	88	90	-3.4%	3.5%	2.3%	X
UCF	89	87	88	1.1%	-2.2%	1.1%	X
UWF	82	83	81	-12.8%	1.2%	-2.4%	
FAU	85	89	80	-1.2%	4.7%	-10.1%	
UNF	83	77	78	6.4%	-7.2%	1.3%	X
FAMU	73	79	72	4.3%	8.2%	-8.9%	
FGCU	88	82	71	8.6%	-6.8%	-13.4%	
NCF	87	64	66	29.9%	-26.4%	3.1%	
FL Poly	NA	83	66			-20.5%	

* Must meet criteria on the previous slide.

Preeminence / National Ranking Funding - \$100 M



- ✓ Section 1001.7065 F.S. – Preeminent state research universities program.
- ✓ The Board of Governors shall designate each state university that annually meets at least 11 of the 12 academic and research excellence standards as a “preeminent state research university.”
- ✓ The Board of Governors shall designate each state university that annually meets at least 6 of the 12 academic and research excellence standards as an “emerging preeminent state research university.”
- ✓ If appropriated by the Legislature, each designated preeminent state research university shall receive an equal amount of funding.
- ✓ The Board has designated FSU, UF and USF as preeminent.

Preeminence / National Ranking Funding - \$100 M



Measure	FIU	FSU	UCF	UF	USF
Average GPA & SAT Score	X	X	X	X	X
National University Rankings	X	X	X	X	X
Freshman Retention Rate	X	X	X	X	X
4-year Graduation Rate		X		X	X
National Academy Memberships	X	X	X	X	X
Total Annual Research Expenditures	X	X		X	X
Total Annual R&D Expenditures in Non-Health Sciences	X	X	X	X	X
National Ranking in Research Expenditures	X	X	X	X	X
Patents Awarded	X	X	X	X	X
Doctoral Degrees Awarded	X	X	X	X	X
Post-Doctoral Applicants	X	X		X	X
Endowment Size		X		X	X
Number of Criteria Met:	10	12	8	12	12

Source: 2022
SUS
Accountability
Plan

Other System Initiatives



➤ **Post-Secondary Academic Library Network - \$1.7 M**

- Support services for libraries, distance learning, and student services are provided to the SUS and Florida College System institutions by the Florida Virtual Campus (FLVC), the organization that manages the Florida Postsecondary Academic Library Network established in s. 1006.73, Florida Statutes.

➤ **Johnson Scholarship - \$72,500**

- Matching Funds to support need-based scholarships for undergraduate students with disabilities.

➤ **UF-IFAS Extension Workload - \$3.9 M**

- Support educational materials, public consultations, and research materials for the Extension Offices located in every Florida county.
- Formula approved by the Board in 2004

➤ **State Fire Marshal Inspections - \$2.6 M**

- Fund the costs associated with the inspections by the State Fire Marshal of state-owned and high hazard buildings throughout the university system.



➤ **Hamilton Center for Classical and Civic Education - \$5 M**

- This Center was created in s. 1004.6496 F.S. during the 2022 legislative session and is an academic unit within the University of Florida. The purpose of the center is to support teaching and research concerning the ideas, traditions, and texts that form the foundations of Western and American civilization. The recurring funding of \$5 million is needed to hire 17 faculty, eight postdoctoral fellows, and 10 staff.



➤ **Additional Tuition Spending Authority - \$38.9 M**

- Additional budget authority for 4 Universities to allow the expenditure of tuition collected from increased student credit hours.
 - FGCU - \$7.4 M
 - FSU - \$21.3 M
 - UNF - \$3.2 M
 - USF-HSC - \$7.0 M

Summary 2023-2024 Education & General LBR



		Recommendation
Beginning Base State Appropriation		\$3,313,778,710
✓	Performance-Based Funding – State Investment	350,000,000
✓	Performance-Based Funding - Excellence	100,000,000
✓	Performance-Based Funding - Improvement	25,000,000
✓	Preeminence Funding	100,000,000
✓	FL Postsecondary Academic Library Network	1,685,347
✓	Johnson Scholarship Matching	72,500
✓	UF-IFAS Extension Workload	3,862,872
✓	State Fire Marshall Inspections	2,663,766
✓	Hamilton Center	5,000,000
Total State Funds Budget Request		3,902,063,195
Total Student Tuition Support		1,973,326,813
✓	Increased Tuition Spending Authority	38,917,246
Total 2023-2024 E&G Budget Request		\$5,914,307,254

2023-2024 Board General Office LBR



Appropriation Category	2022-2023 Appropriation	2023-2024 Budget Request	2023-2024 \$ and % Change	
Salary & Benefits	\$7,735,672	\$7,735,672	\$0	
OPS (Student Support)	\$73,952	\$73,952	\$0	
Expenses	\$893,781	\$893,781	\$0	
OCO (Equipment)	\$17,732	\$17,732	\$0	
Contracted Services	\$857,903	\$857,903	\$0	
NW Reg. Data Center	\$349,859	\$349,859	\$0	
Risk Mgmt Ins.	\$9,287	\$9,287		
TR DMS Contract	\$19,868	\$19,868	\$0	
Total	\$9,957,254	\$9,957,254	\$0	0%
Positions	69	69	0	0%



www.flbog.edu