



2020 Annual Report for Online Education

Dr. Nancy McKee, Associate Vice Chancellor

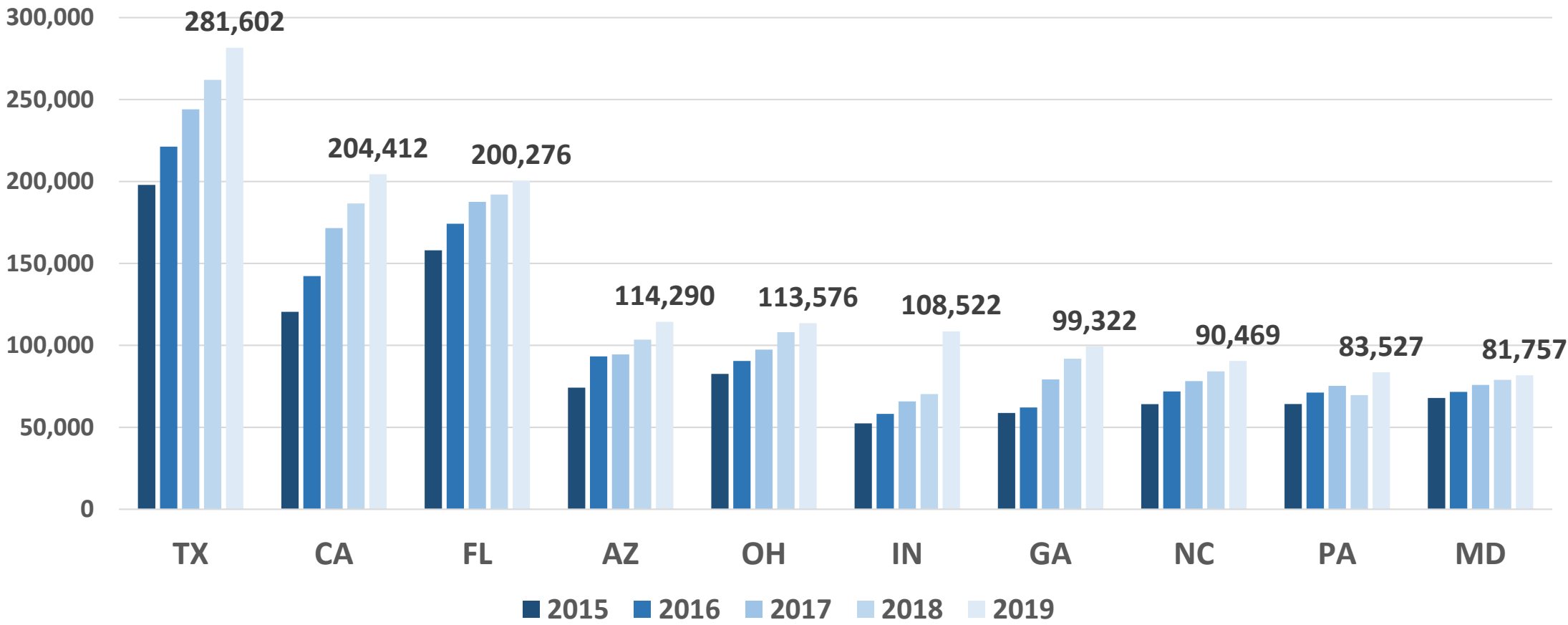
June 22, 2021

www.flbog.edu

Distance Learning Enrollments – National Comparison



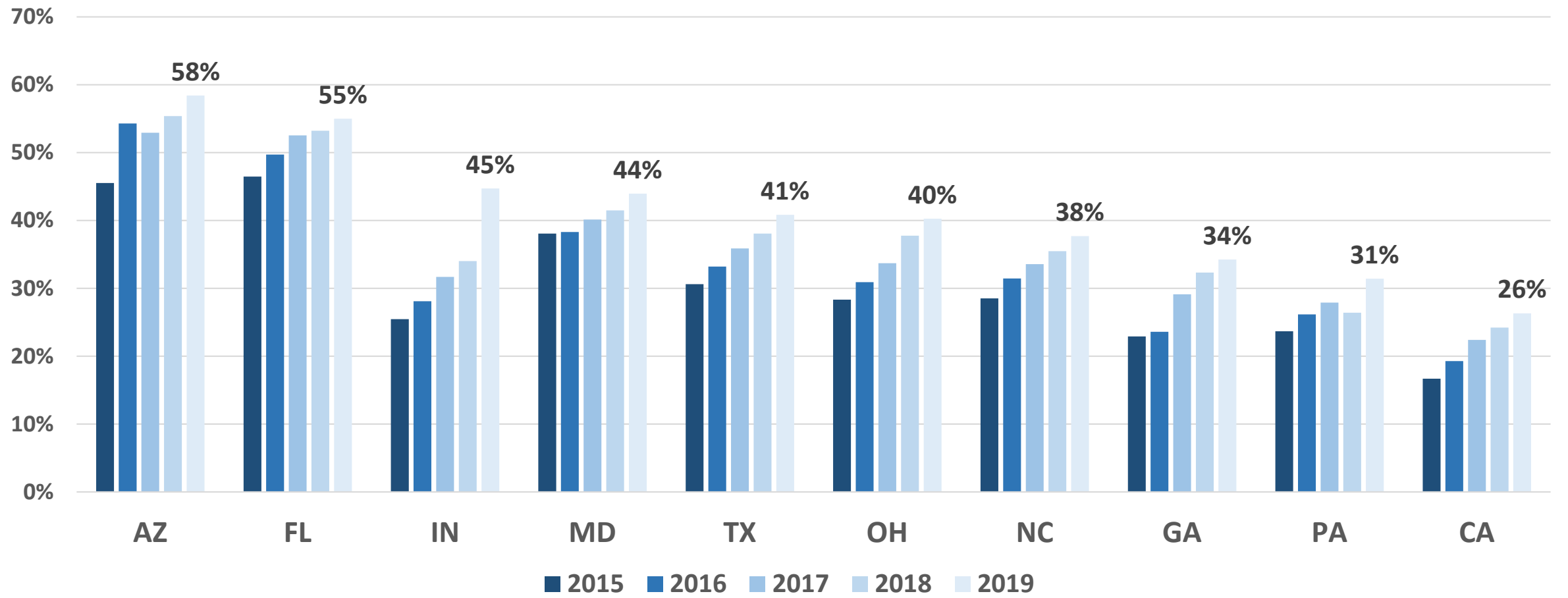
TOP 10 STATES FOR DISTANCE LEARNING ENROLLMENT HEADCOUNTS BY FALL TERM FOR ALL LEVELS AMONG PUBLIC 4-YR, PRIMARILY BACCALAUREATE-GRANTING INSTITUTIONS



Distance Learning Enrollments – National Comparison



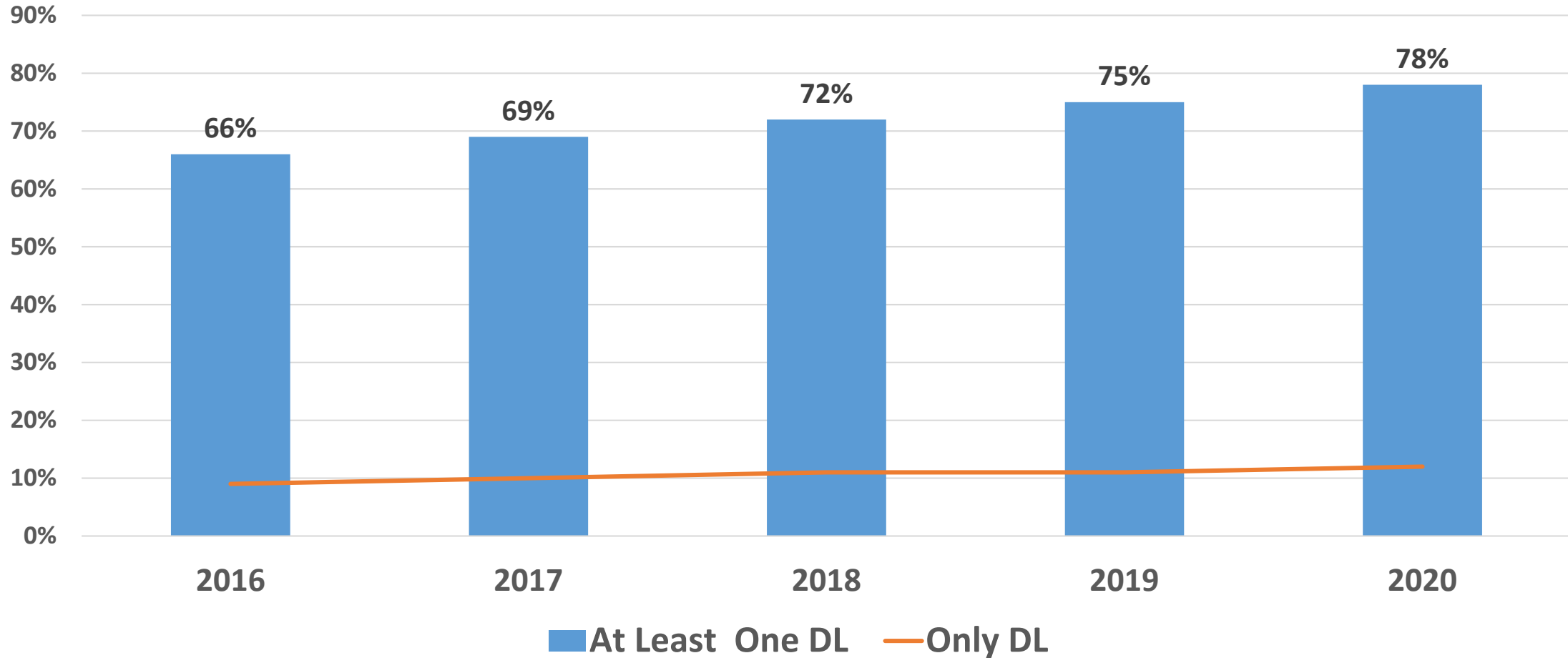
PERCENTAGE OF STUDENT ENROLLED IN DISTANCE LEARNING (SOME OR ONLY) TOP 10 STATES FOR DISTANCE LEARNING ENROLLMENT HEADCOUNTS BY FALL TERM



Growth in Undergraduate Enrollments in Distance Learning Courses



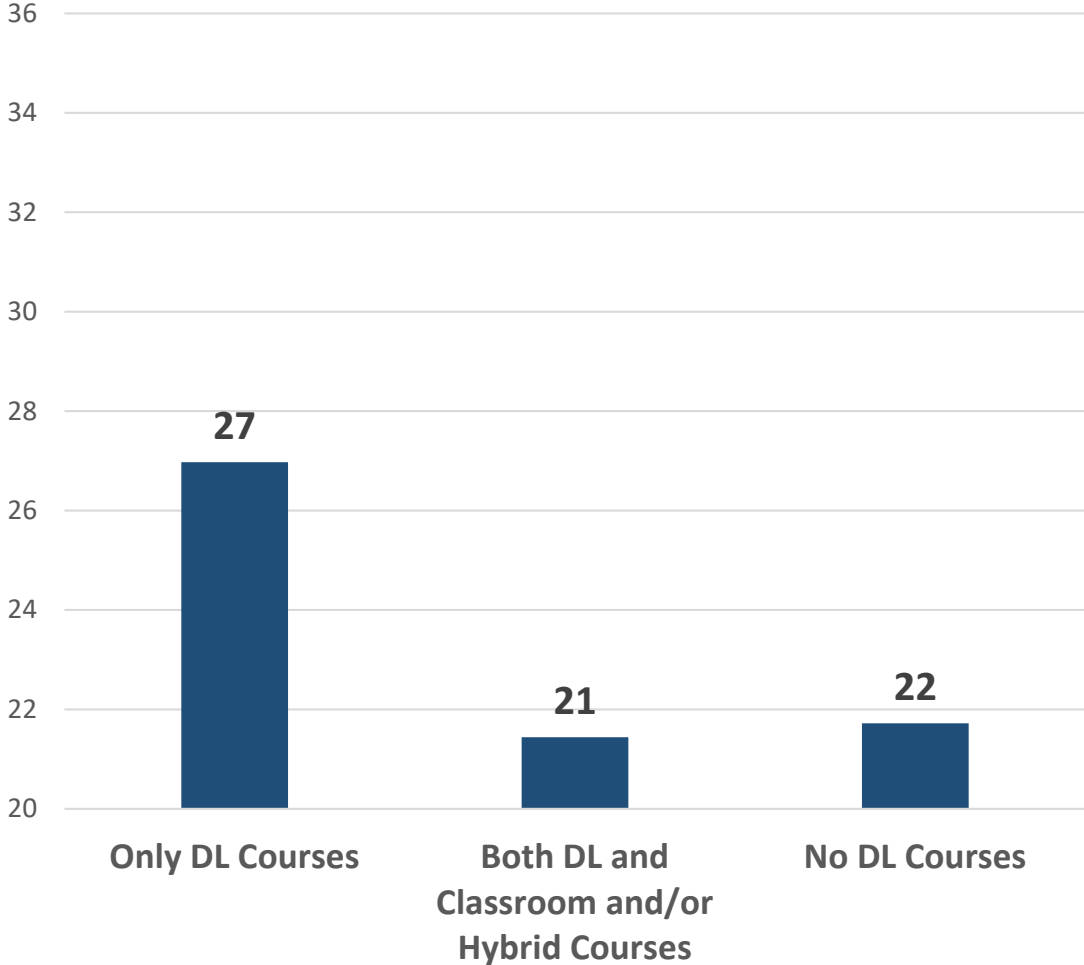
Percentage of Undergraduates Taking At Least One Distance Learning Course



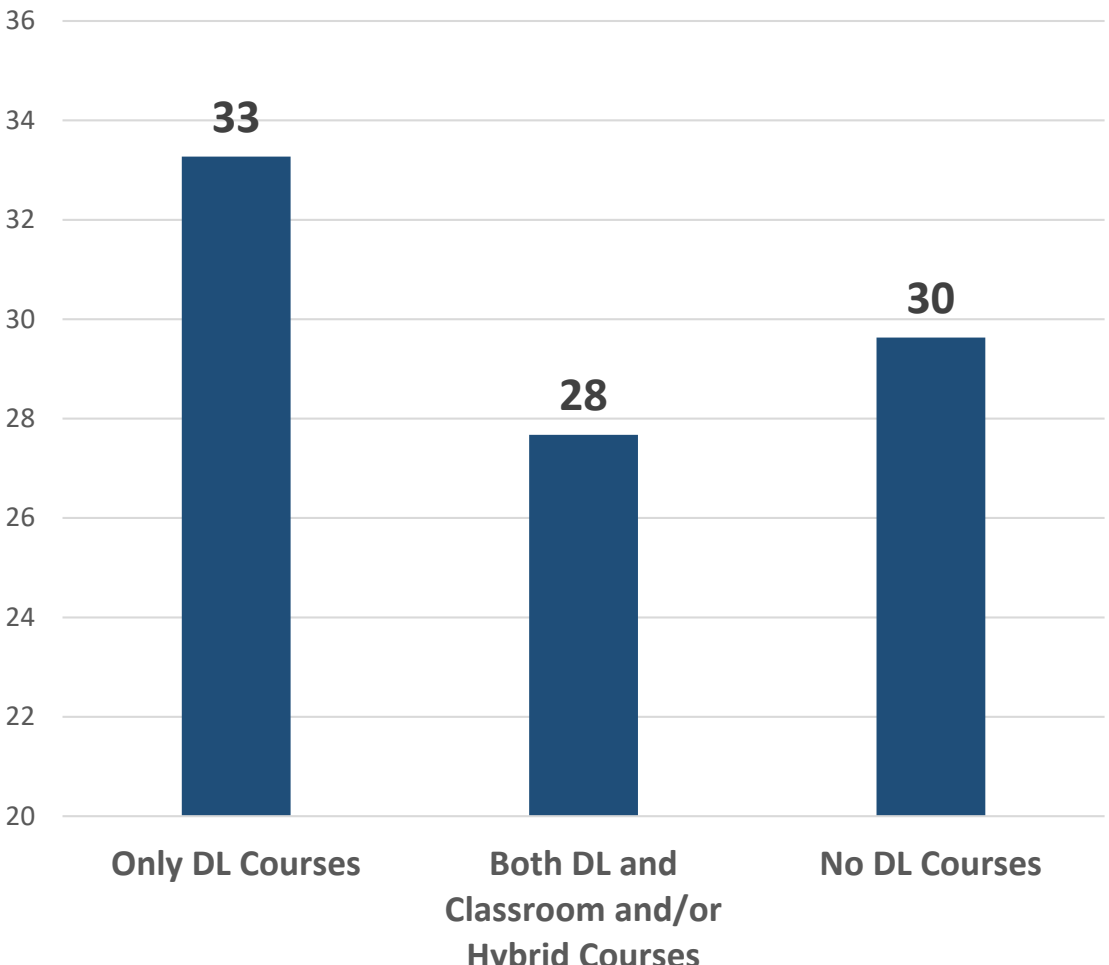
Student Demographics: Age



SUS - MEAN AGE OF STUDENTS
FALL 2019 - UNDERGRADUATE



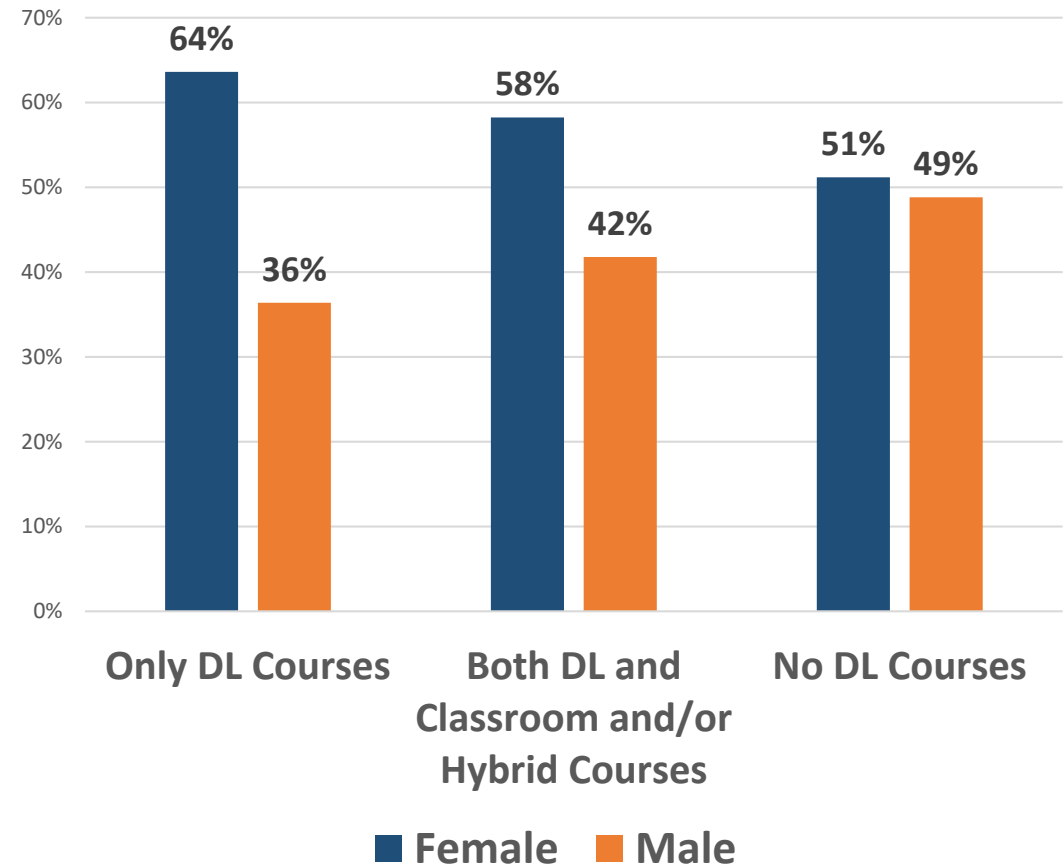
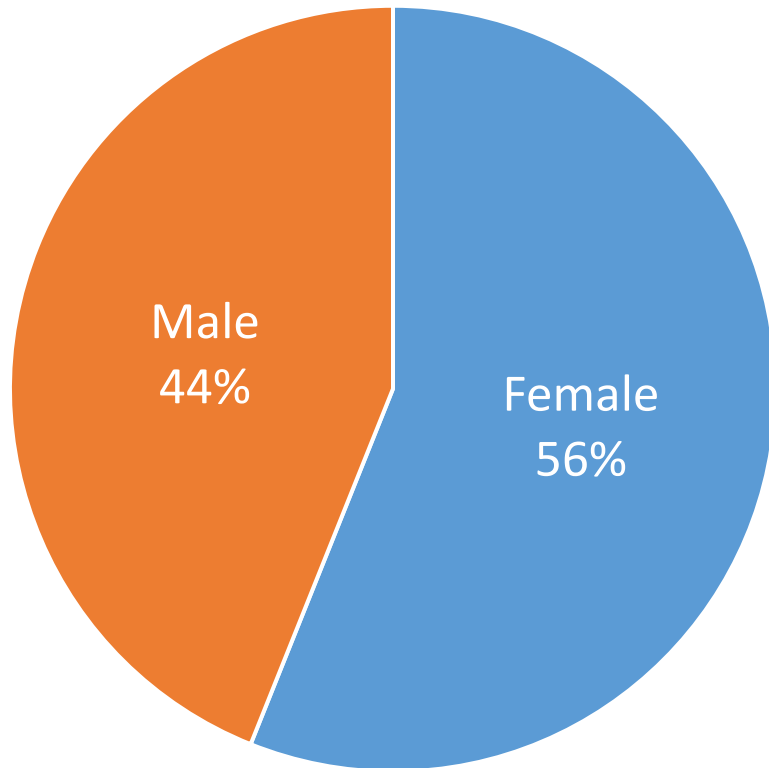
SUS - MEAN AGE OF STUDENTS
FALL 2019 - GRADUATE



Undergraduate Student Demographics: Gender



ALL UNDERGRADUATES



Undergraduate Student Demographics: Residency



Residency	Only DL Courses		Both DL and Classroom and/or Hybrid Courses		No DL Courses	
	HEADCOUNT	PERCENT	HEADCOUNT	PERCENT	HEADCOUNT	PERCENT
FALL 2019						
Florida	31,233	94%	121,624	90%	100,755	91%
Non-Florida	2,036	6%	12,829	10%	10,271	9%
FALL 2018						
Florida	29,337	94%	116,234	91%	108,207	91%
Non-Florida	1,734	6%	11,666	9%	10,521	9%

Undergraduate Student Demographics: Race/Ethnicity, Fall 2019



RACE/ETHNICITY	Only DL Courses		Both DL and Classroom and/or Hybrid Courses		No DL Courses	
	Count	Percentage	Count	Percentage	Count	Percentage
American Indian or Alaska Native	72	0%	210	0%	167	0%
Asian	1,186	4%	7,040	5%	5,659	5%
Black or African American	4,514	14%	15,593	12%	14,519	13%
Hispanic/Latino	10,816	33%	38,796	29%	32,074	29%
Native Hawaiian or Other Pacific Islander	58	0%	196	0%	138	0%
Nonresident alien	427	1%	4,874	4%	4,590	4%
Race and ethnicity unknown	571	2%	1,961	1%	1,515	1%
Two or more races	1,172	4%	5,193	4%	4,221	4%
White	14,453	43%	60,590	45%	48,143	43%



DEGREE LEVEL OF PROGRAMS OF STRATEGIC EMPHASIS

DEGREE LEVEL	TOTAL	PROGRAMS OF STRATEGIC EMPHASIS (Number)	PROGRAMS OF STRATEGIC EMPHASIS (%)
Bachelor's	148	67	45%
Master's	298	211	71%
Specialist	4	3	75%
Professional Doctorate	11	10	91%
Research Doctorate	15	11	73%
Total Online Programs/Majors	476	302	63%



ONLINE PROGRAMS/MAJORS IN PROGRAMS OF STRATEGIC EMPHASIS

PROGRAMS OF STRATEGIC EMPHASIS	Total
STEM	130
Education	60
Gap Analysis	15
Global	13
Health	84
Total Programs of Strategic Emphasis	302

Additional Information in Annual Report includes, but is not limited to...



Student Services:

- **Florida Virtual Campus**
- **Open Educational Resources and e-Textbooks**
- **Tutoring**
- **Proctoring**
- **Mental Health Services for Online Students**

Academic Affairs:

- **Innovative Strategies**
- **State Authorization Reciprocity Agreement (SARA)**
- **Grade Comparison**
- **Professional Development**
- **Quality Courses**

U.S. News & World Report Rankings

include, but are not limited to...



U.S. News & World Report

**BEST ONLINE
BACHELOR'S PROGRAMS
UF #3, UCF #14**

U.S. News & World Report

**BEST ONLINE NURSING
ADMINISTRATION PROGRAMS
FAU #11**

U.S. News & World Report

**BEST ONLINE GRADUATE
INFORMATION TECHNOLOGY
PROGRAMS
FSU #5, USF #12**

U.S. News & World Report

**BEST ONLINE GRADUATE
CRIMINAL JUSTICE PROGRAMS
FSU #8, UCF #12, FIU #17**

U.S. News & World Report Rankings

include, but are not limited to...



U.S. News & World Report

**BEST ONLINE GRADUATE
ENGINEERING PROGRAMS**

UF #11

U.S. News & World Report
**BEST ONLINE MASTER'S IN
INFORMATION TECHNOLOGY
PROGRAMS FOR VETERANS**

FSU #3, UWF #13

U.S. News & World Report
**BEST ONLINE NURSING
EDUCATION PROGRAMS**

UCF #8

U.S. News & World Report
**BEST ONLINE
MBA PROGRAMS**

UF #5



www.flbog.edu

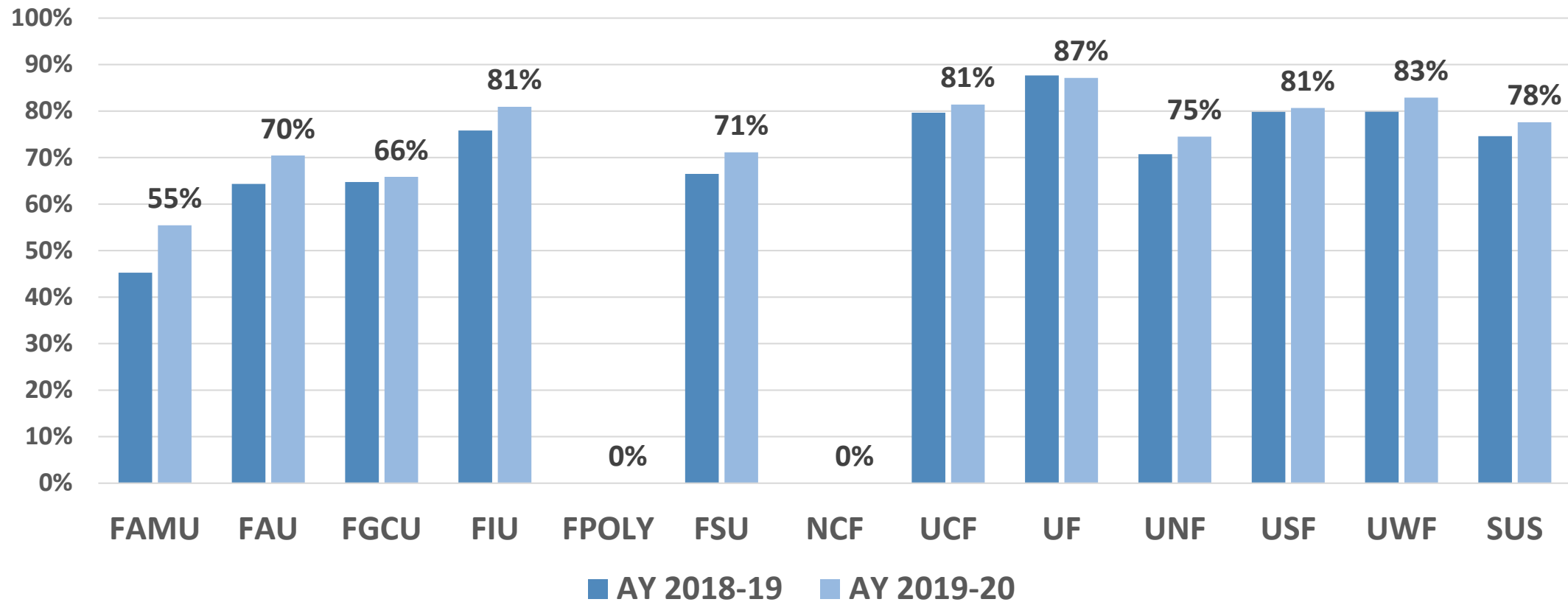


Supplemental Information

Undergraduates Enrolled in Distance Learning Courses



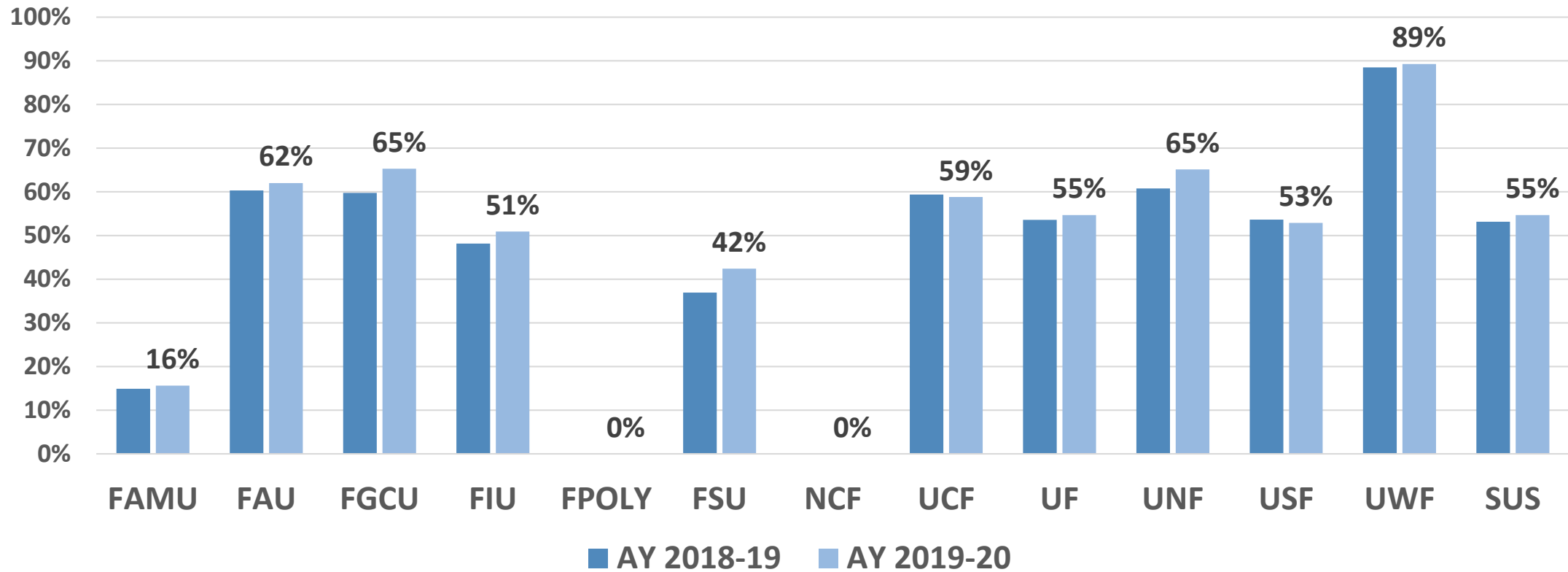
PERCENTAGE OF UNDERGRADUATE STUDENTS ENROLLED
IN AT LEAST ONE DISTANCE LEARNING COURSE



Graduate Students Enrolled in Distance Learning Courses



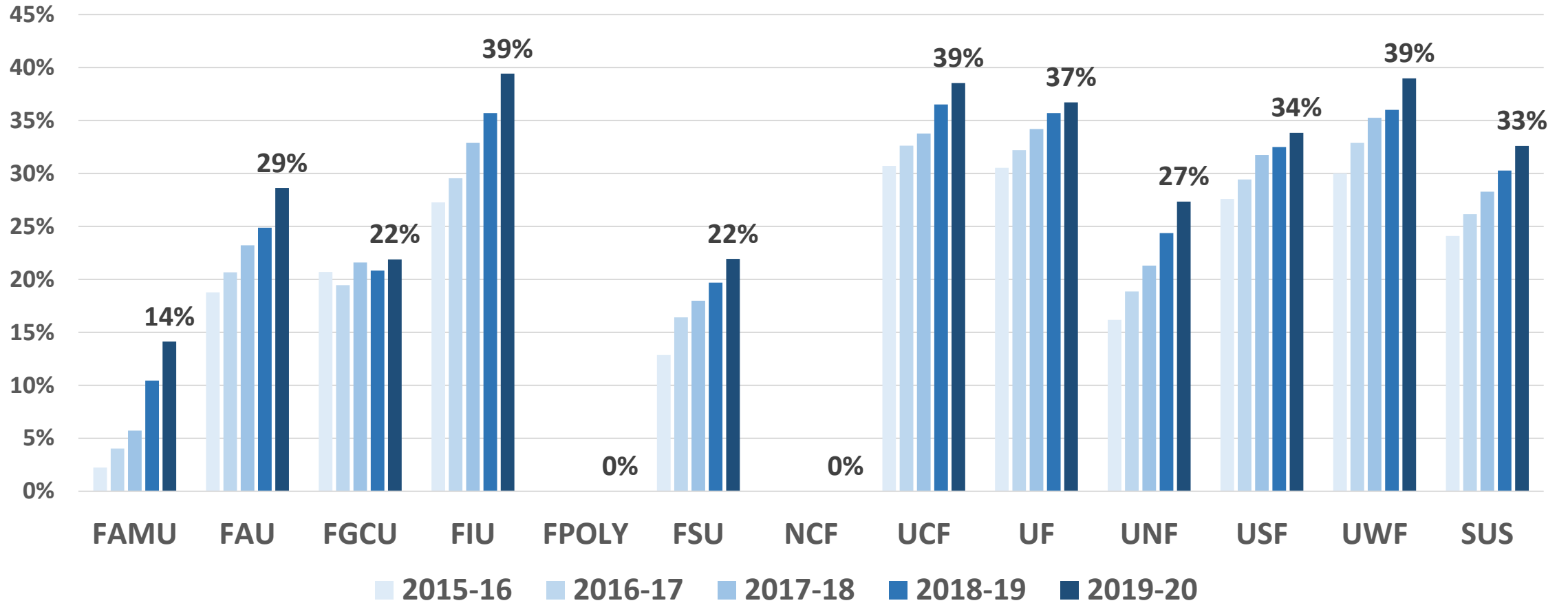
PERCENTAGE OF GRADUATE STUDENTS ENROLLED
IN AT LEAST ONE DISTANCE LEARNING COURSE



Percent of Undergraduate Credit Hours in Distance Learning Courses



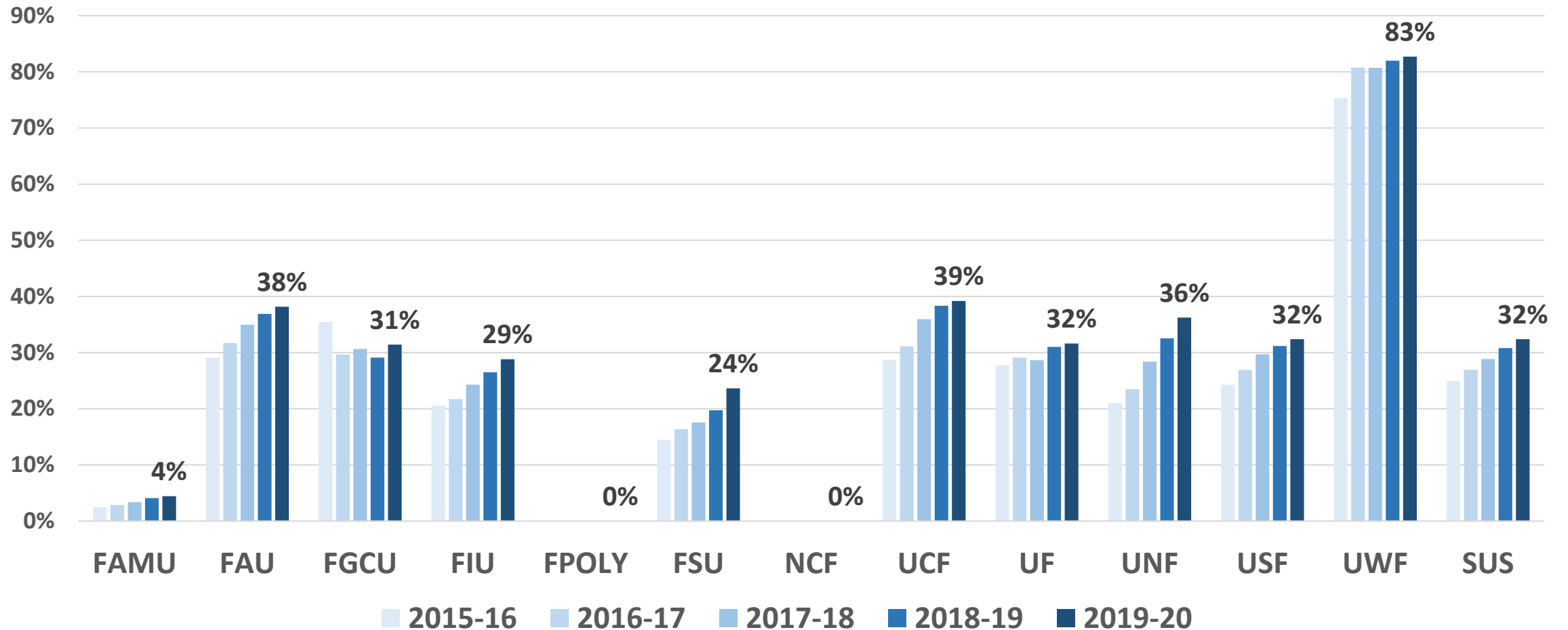
DISTANCE LEARNING AS A PERCENT OF UNDERGRADUATE CREDIT HOURS



Percent of Graduate Credit Hours in Distance Learning Courses



DISTANCE LEARNING AS A PERCENT OF GRADUATE CREDIT HOURS



Online Programs (Majors) by University



Online Programs by University

