



2019 Annual Report for Online Education

Dr. Nancy McKee, Associate Vice Chancellor
July 21, 2020

www.flbog.edu

2025 Strategic Plan for Online Education



- Board approved Plan in November 2015
- Plan focuses on Quality, Access, and Affordability
- SUS Steering Committee and SUS Implementation Committee created immediately upon Plan approval to begin addressing tactics
- Annual Reports presented to the Innovation and Online Committee to reflect the status of online programs in the System and progress made by universities in implementing the 2025 Strategic Plan for Online Education

Distance Learning vs. Online Education

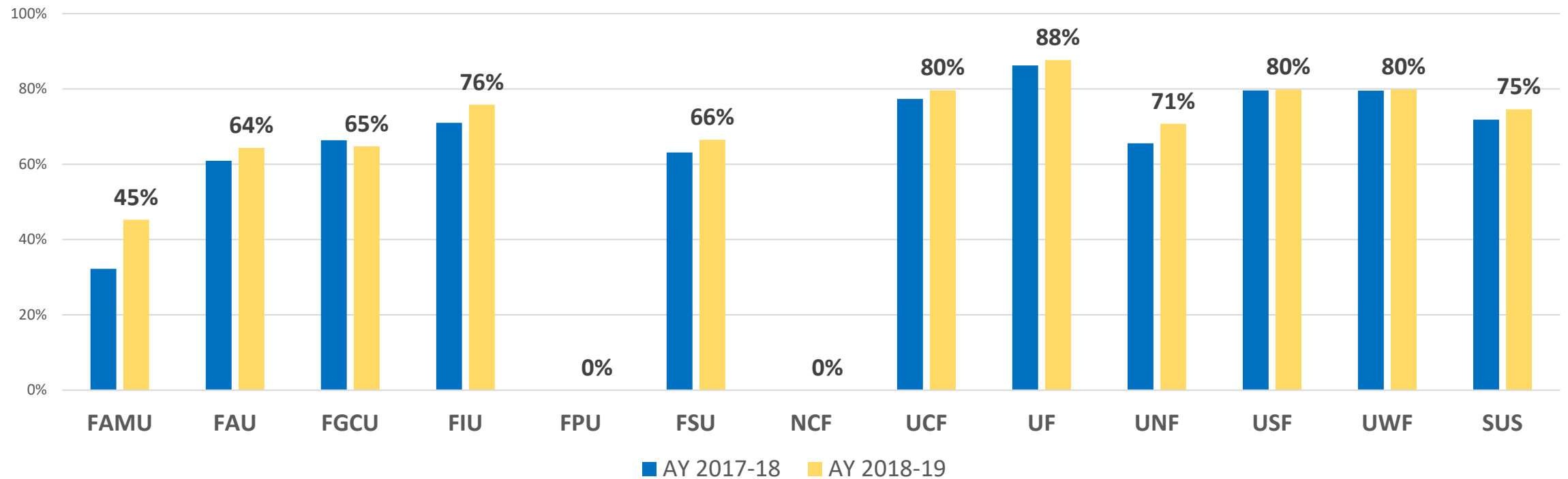


- **Distance Learning** – Defined in Florida Statutes: At least 80% of the direct instruction is delivered using some form of technology when the student and instructor are separated by time, space, or both.
 - **Primarily** Distance Learning (State University Database System): 80% - 99%...
 - **Fully** Distance Learning (State University Database System): 100%....
- **Online** is the primary way in which distance learning can be delivered, but it is not the only way. Other delivery mechanisms for distance learning courses include – but are not limited to - one-way transmissions by satellite or cable TV, and course delivery by mobile or portable devices.

Undergraduate Enrollments In At Least One Distance Learning Course



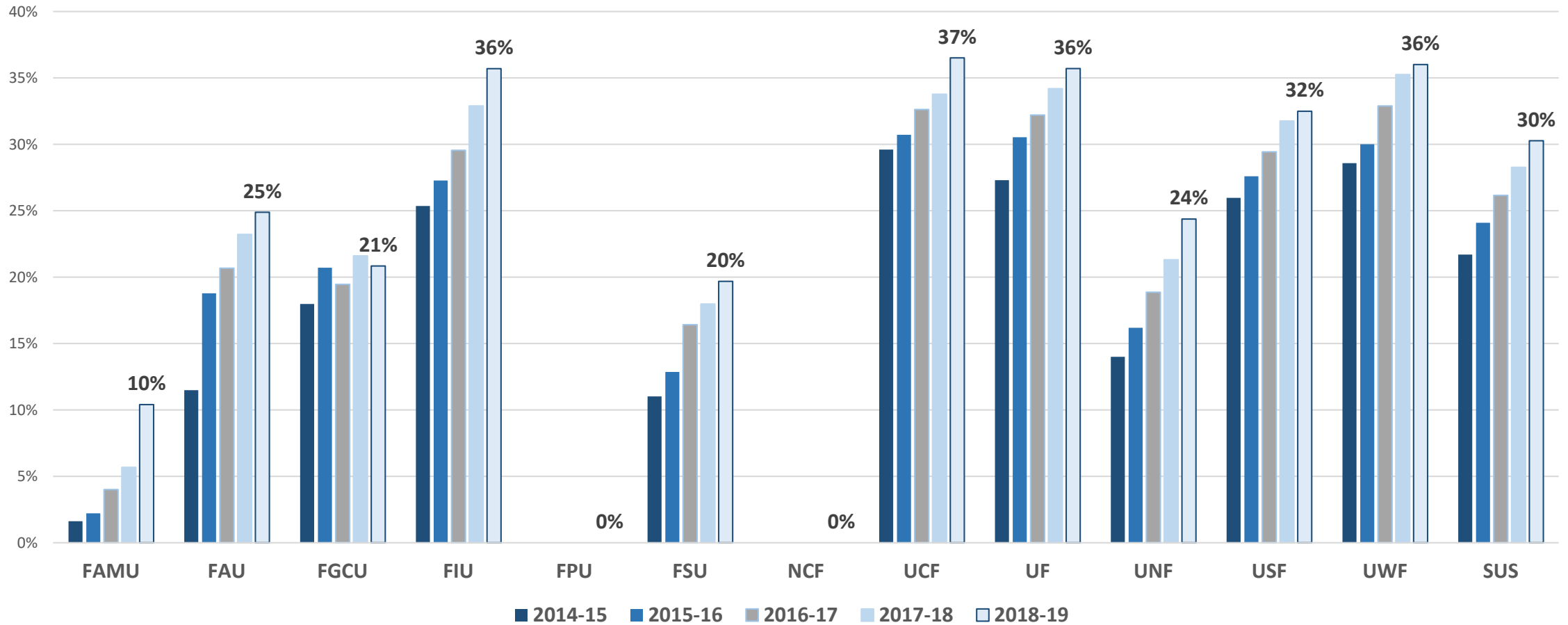
PERCENTAGE OF UNDERGRADUATE STUDENTS ENROLLED IN AT LEAST ONE DISTANCE LEARNING COURSE in 2018-19



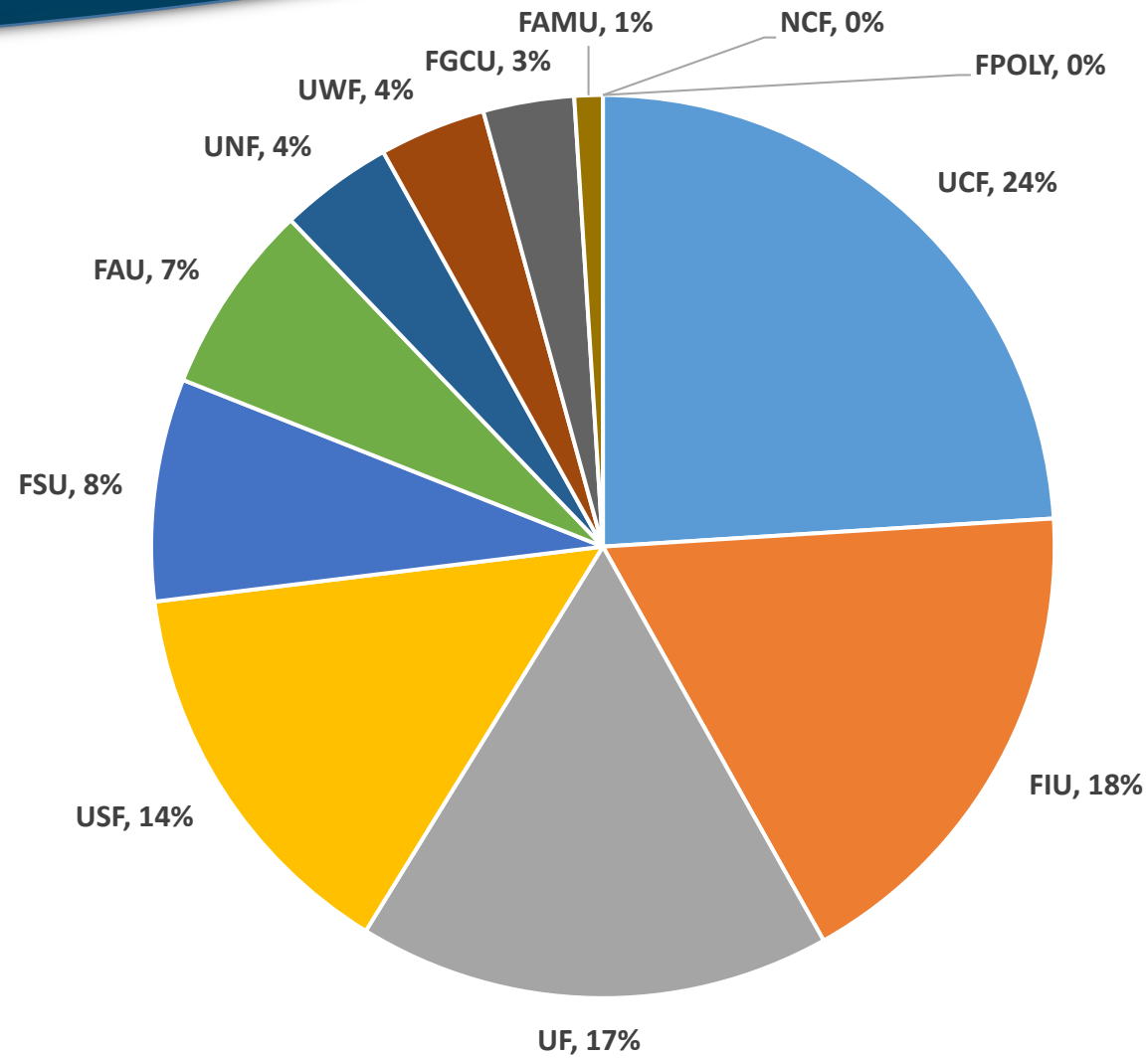
Undergraduate Credit Hours in Distance Learning Courses



DISTANCE LEARNING AS A PERCENT OF UNDERGRADUATE CREDIT HOURS



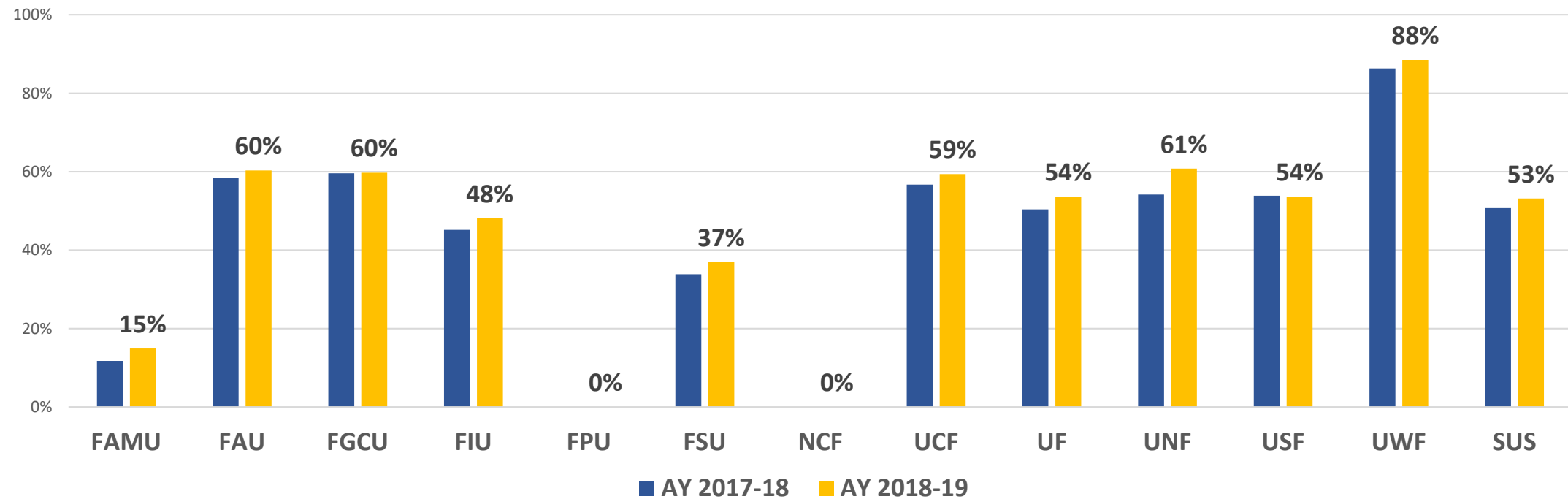
% of SUS Total Undergraduate Credit Hours in Distance Learning



Graduate Enrollments In At Least One Distance Learning Course



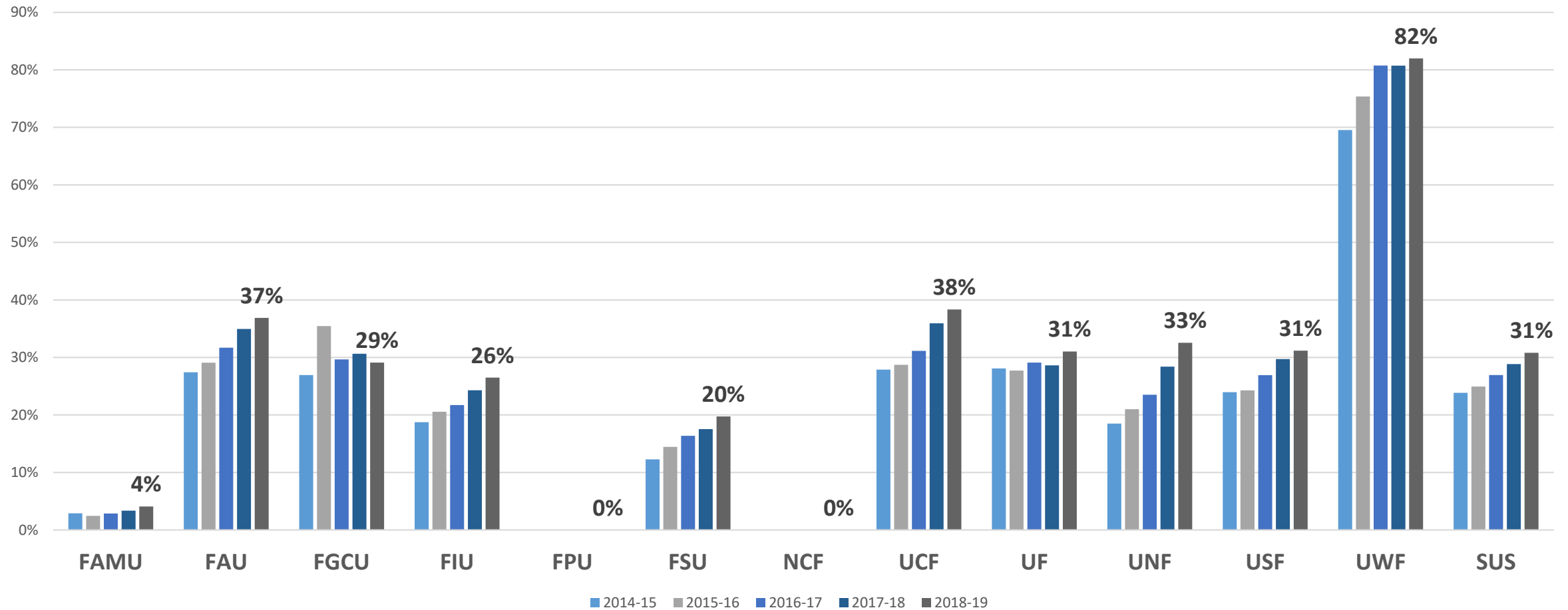
PERCENTAGE OF GRADUATE STUDENTS ENROLLED
IN AT LEAST ONE DISTANCE LEARNING COURSE



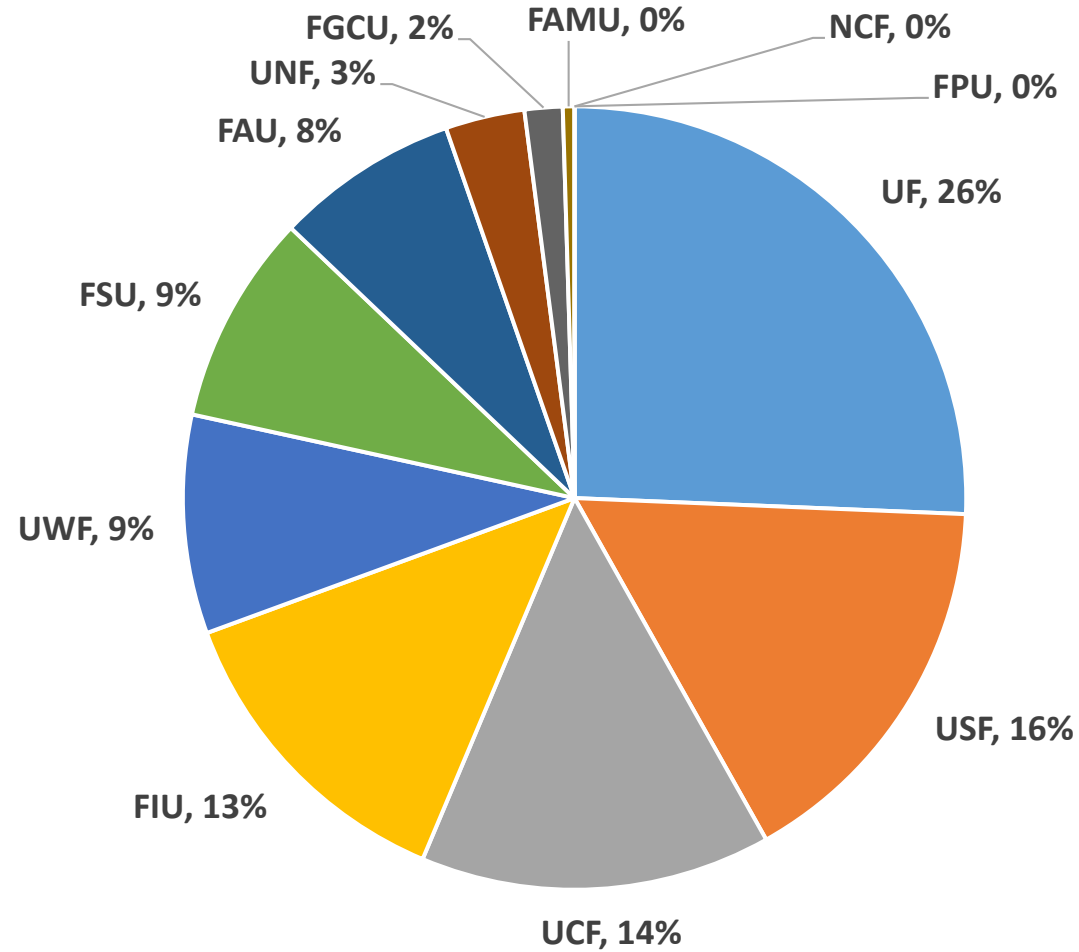
Graduate Credit Hours in Distance Learning Courses



DISTANCE LEARNING AS A PERCENT OF GRADUATE CREDIT HOURS



% of SUS Total Graduate Credit Hours in Distance Learning



Student Demographics



- **Average Age of Students:**

Undergraduate:	All distance learning courses:	27
	No distance learning courses:	22
Graduate:	All distance learning courses:	33
	No distance learning courses:	30

- **Gender:**

Undergraduate:	Only distance learning courses:	64% female
	No distance learning courses:	51% female

- **Residency:**

Undergraduate:	Only distance learning courses:	94% Florida
	No distance learning courses:	91% Florida

Programs and Certificates



- Online Academic Programs/Majors: 504 (305, or 61%, were in Programs of Strategic Emphasis)
- Of 908 credit certificate programs provided system-wide, 39% were provided online.
- Of over 1,600 non-credit programs, approximately 42% were provided online.

Highlights of 2019 Annual Report



- **Quality**

- Developed Standards, Rubrics, and Process for Quality Course Reviews
- Increased Professional Development for Faculty and Staff
- Shared Innovative Projects and Research at SUS Innovation Summit
- Expanded Student Support Services
- Reflected Rankings, Awards, and Recognitions in Starred Textboxes in Report

- **Access**

- Updated Inventory of Online Programs
- Compiled Certificate and Noncredit Programs for the System
- Provided Symposium and Showcase for Faculty Teaching Online STEM Courses and Labs
- Developed and Offered Online Chemistry Lab and 2-week On-campus Bootcamp

- **Affordability**

- Implemented SUS Textbook Affordability Action Plan
- Implemented both System-wide and Institutional Efforts for Open Educational Resources
- Expanded Shared Licensing of Resources



www.flbog.edu