



# BOARD *of* GOVERNORS

## State University System of Florida

### **Student Demand for Counselors Continues**

Dr. Christy England, Associate Vice Chancellor  
Academic and Student Affairs  
March 29, 2017

[www.flbog.edu](http://www.flbog.edu)



# The Case for More Counselors



Increasing numbers of students




Too few counselors



More students in crisis



Excessive workloads



Severe & complex issues



No long-term funding options

**COUNSELORS  
MAKE A  
DIFFERENCE**

“It was much needed for my health and I wouldn’t have improved without the convenience and affordability of these services! Thank you for helping save my life!”  
--Student, UCF



# More Students, More Sessions in 2015-16

**24,700** students served  
or **6%** of all SUS students

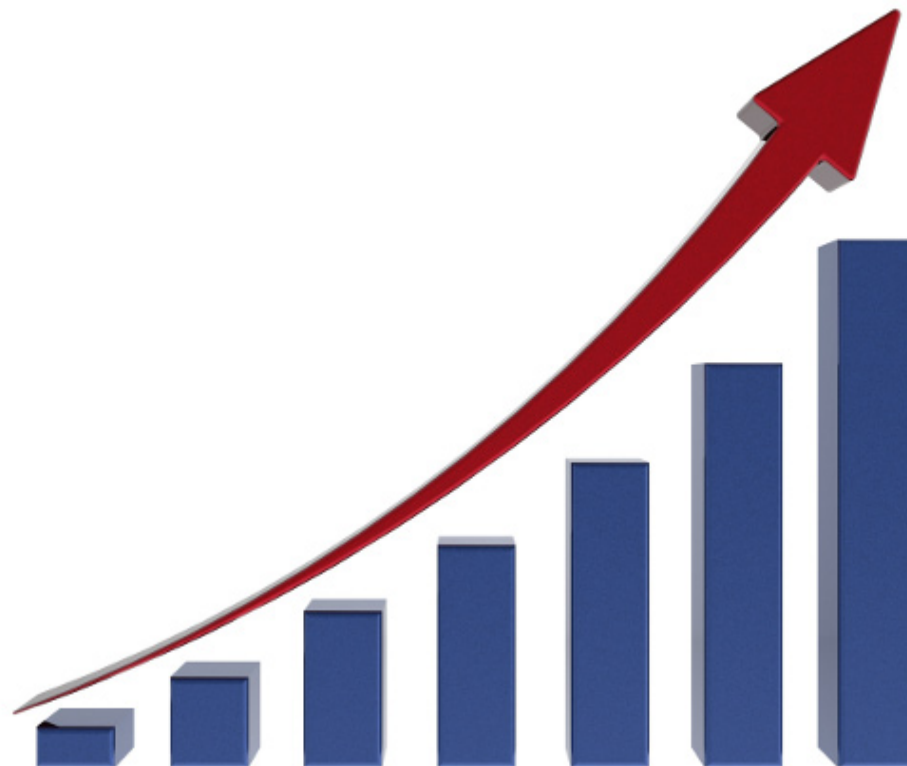
**20%** ↑ over 2014-15

**55%** ↑ over 2008-09

**185,900** individual &  
group sessions

**14%** ↑ over 2014-15

**60%** ↑ over 2008-09



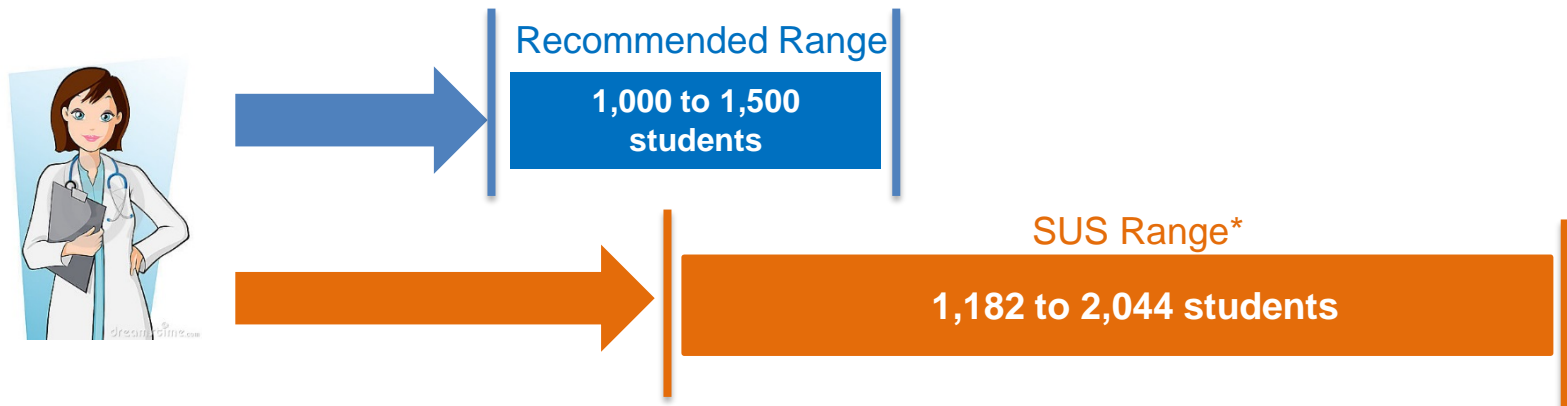
Source: Data submitted by SUS institutions January 2015 & February 2017.



# Demand Outstrips Capacity

## International Association of Counseling Services (IACS)

*1 counselor for every 1,000 to 1,500 students enrolled*



Staffing levels at **9 SUS institutions** are **below**  
minimum levels recommended by IACS

Source: Data submitted by SUS institutions January 2017.

\*Includes USF-SP. Does not include Florida Polytechnic University, which is not yet at full enrollment



# Students in Crisis, 2015-16



**440**

**Baker Act Hospitalizations**  
up from 300 in 2014-15



**9,100**

**Crisis visits**  
up from 4,200 in 2014-15



**1,700**

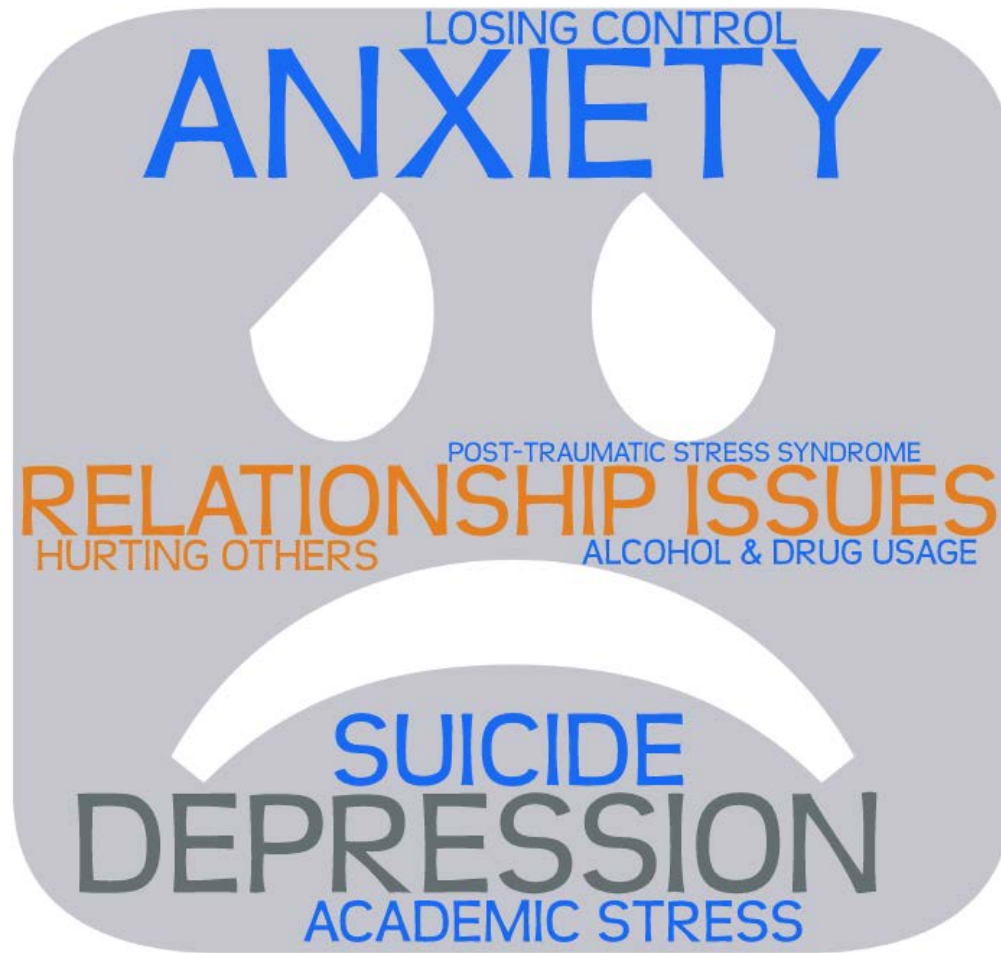
**Students reported  
previous suicide  
attempts**



Source: Data submitted by SUS institutions January 2015 & February 2017.



# Students Face Serious Issues



Source: Data submitted by SUS institutions January 2015 & February 2017.



# Counselors Make a Difference

*Improved  
Mental Health*

*Academic Success*



*Use services again*

*Recommend to friends*


Source: Data submitted by SUS institutions December 2016.



# The Solution: More Mental Health Professionals

**\$14.4m** over 2 years

- ❖ Salary for 137 FTE
- ❖ Hiring Expenses
- ❖ Training & Technology
- ❖ Space & Equipment







# The Return on Investment

## Everyone benefits

- Retention rates
- Graduation rates
- Student quality of life
- Alumni satisfaction
- Staff retained
- Tuition revenue





# BOARD *of* GOVERNORS

## State University System of Florida

[www.flbog.edu](http://www.flbog.edu)