



BOARD *of* GOVERNORS

State University System of Florida

Distance Learning Enrollments

Dr. Nancy McKee, Associate Vice Chancellor, Innovation and
Online Education

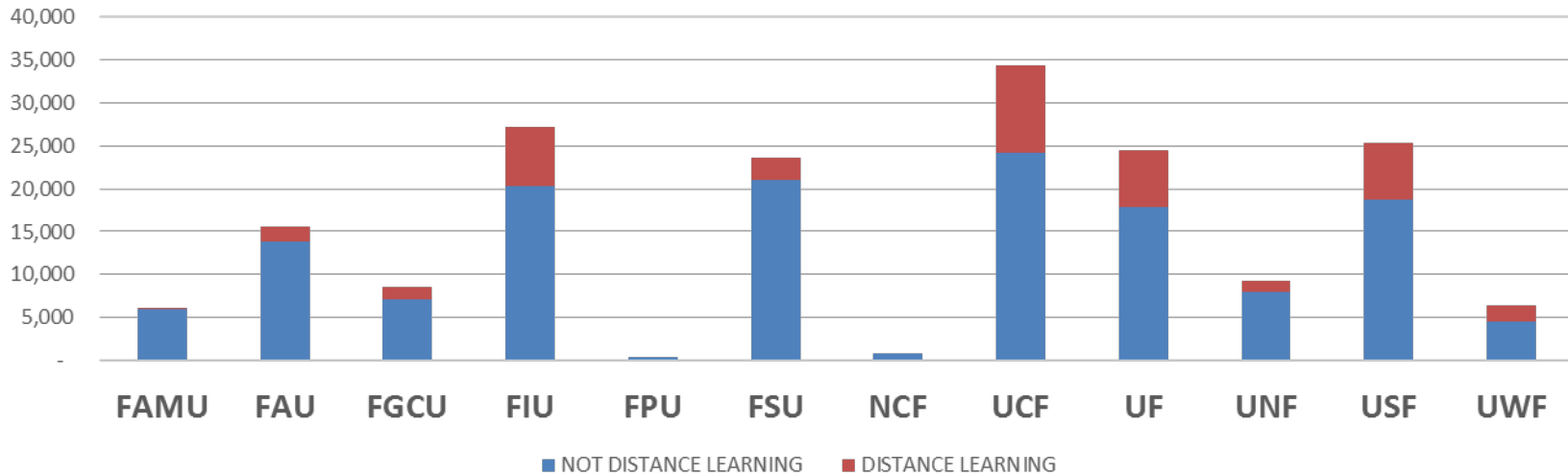
May 12, 2016

www.flbog.edu



2014-15 Undergraduate FL FTE Enrollment

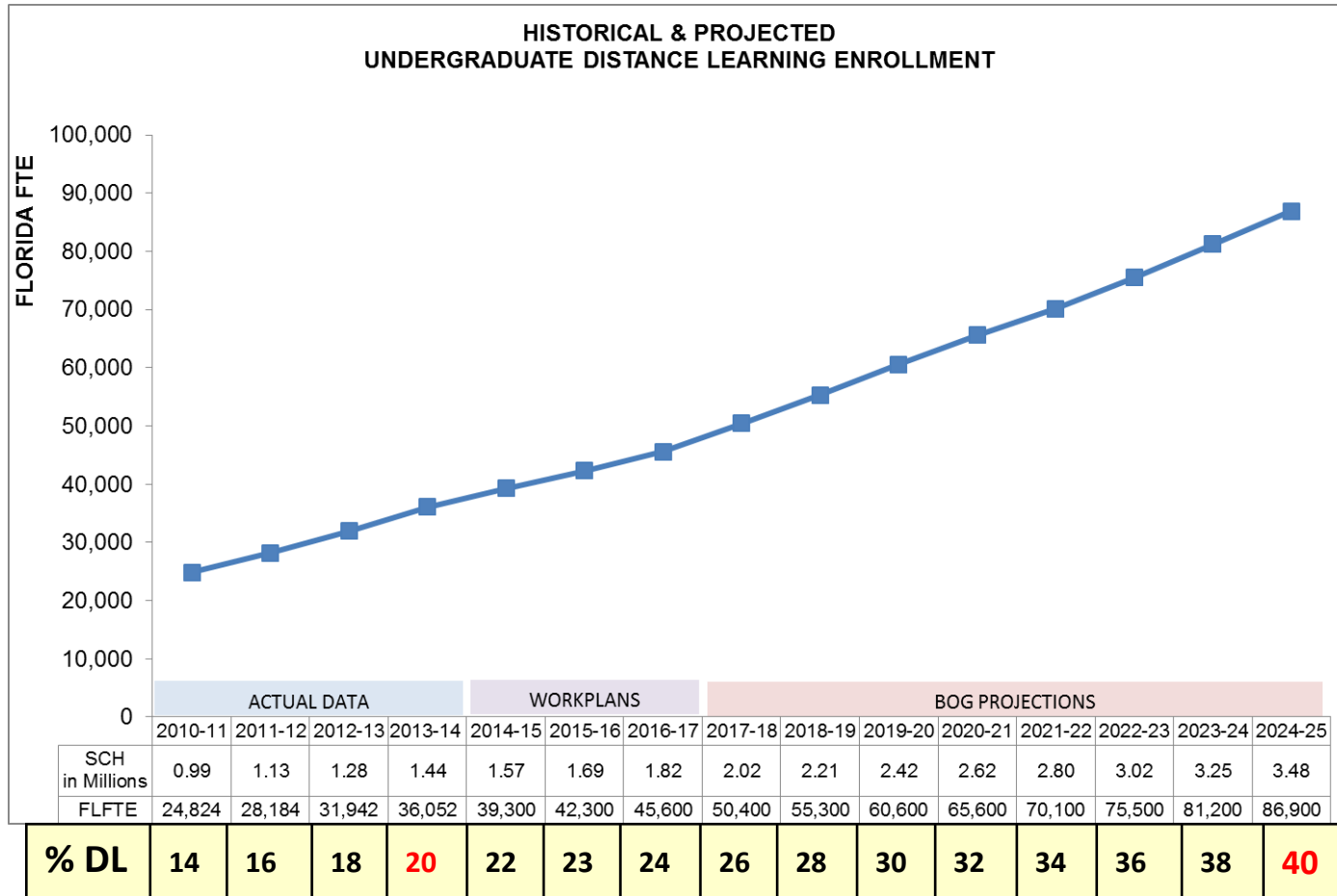
2014-15 UNDERGRADUATE FTE ENROLLMENT



	FAMU	FAU	FGCU	FIU	FPU	FSU	NCF	UCF	UF	UNF	USF	UWF	SUS
NOT DISTANCE LEARNING	5,969	13,795	7,032	20,299	375	21,061	717	24,178	17,810	7,935	18,702	4,562	142,436
DISTANCE LEARNING	98	1,791	1,541	6,894		2,607		10,169	6,689	1,291	6,559	1,825	39,464
PCT DISTANCE LEARNING	2%	11%	18%	25%	0%	11%	0%	30%	27%	14%	26%	29%	22%



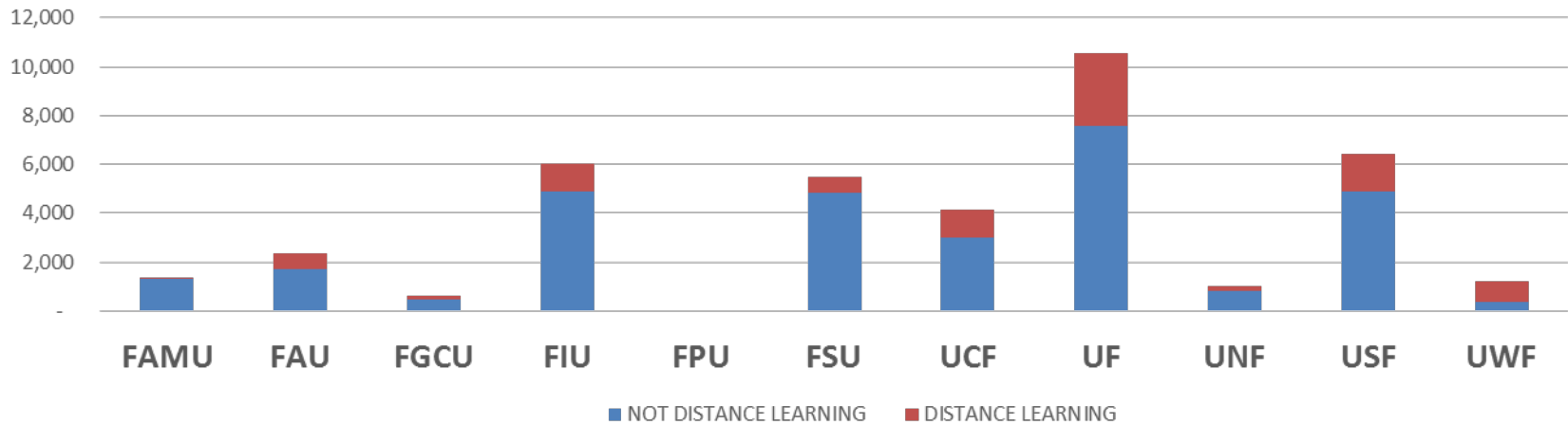
Goal for Undergraduate Distance Learning FTE in 2025 Strategic Plan for Online Education





2014-15 Graduate FL FTE Enrollment

2014-15 GRADUATE FTE ENROLLMENT

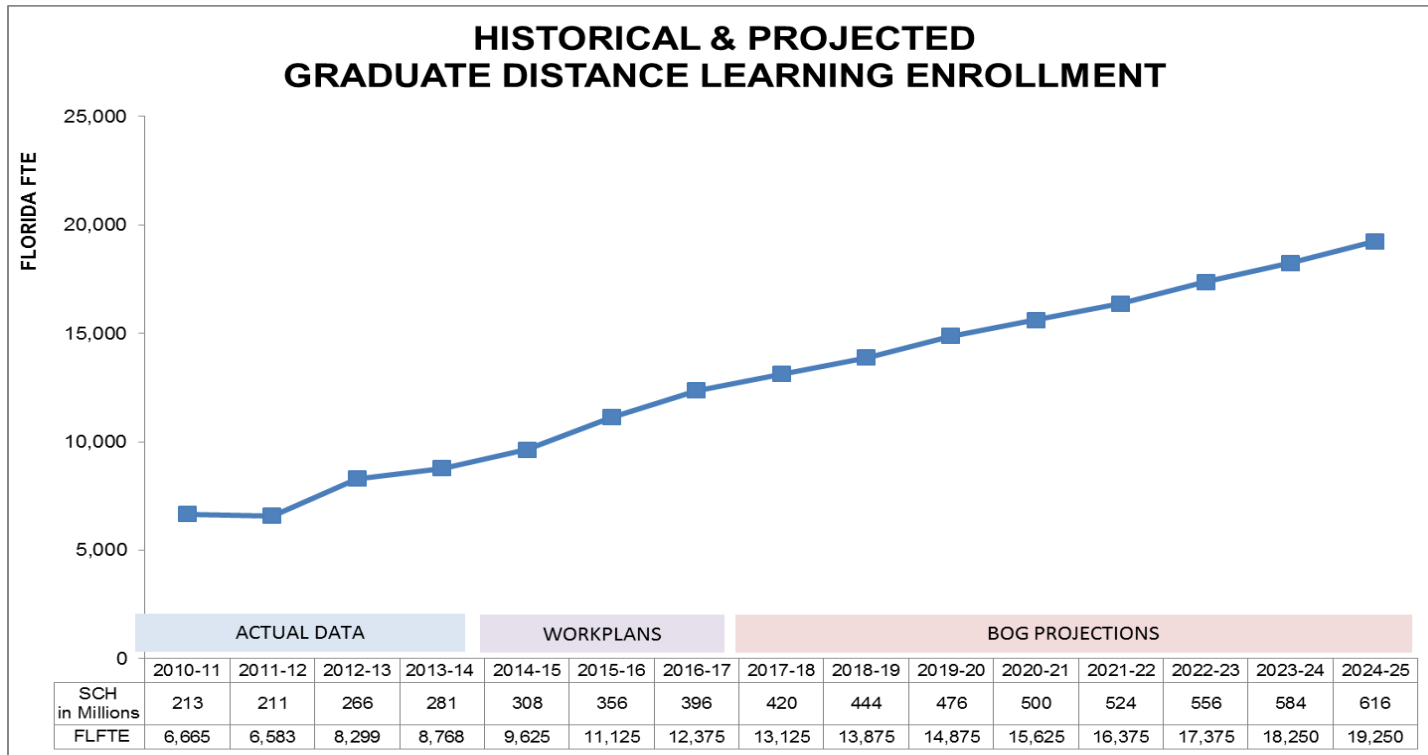


	FAMU	FAU	FGCU	FIU	FPU	FSU	UCF	UF	UNF	USF	UWF	SUS
NOT DISTANCE LEARNING	1,308	1,705	458	4,885	15	4,827	2,984	7,570	834	4,878	373	29,838
DISTANCE LEARNING	39	644	169	1,126		676	1,154	2,957	189	1,538	852	7,366
PCT DISTANCE LEARNING	3%	27%	27%	19%	0%	12%	28%	28%	18%	24%	70%	20%

SOURCE: COURSES TAKEN DATAMART; EXTRACTED 2016-04-18



2025 Goal for Graduate FTE in 2025 Strategic Plan for Online Education



% DL	14	14	18	18	20	22	24	25	27	28	29	31	32	33	34
-------------	-----------	-----------	-----------	-----------	-----------	-----------	-----------	-----------	-----------	-----------	-----------	-----------	-----------	-----------	-----------



Distance Learning FTE and the Facilities Needs Formula

Ways in which distance learning FTE affect the facilities needs formula:

- The definition and calculation of distance learning FTE
- The funding source of distance learning FTE
- The types of space in which distance learning FTE are included in the facilities needs formula



What is a Distance Learning Course?

Fully Distance Learning Course

- **100%** of the direct instruction of the courses is delivered using some form of technology when the student and instructor are separated by time, space, or both.

Primarily Distance Learning Course

- **80-99%** of the direct instruction of the course is delivered using some form of technology when the student and instructor are separated by time, space, or both.

Hybrid Course

- **50-79%** of the direct instruction of the course is delivered using some form of technology when the student and instructor are separated by time, space, or both.

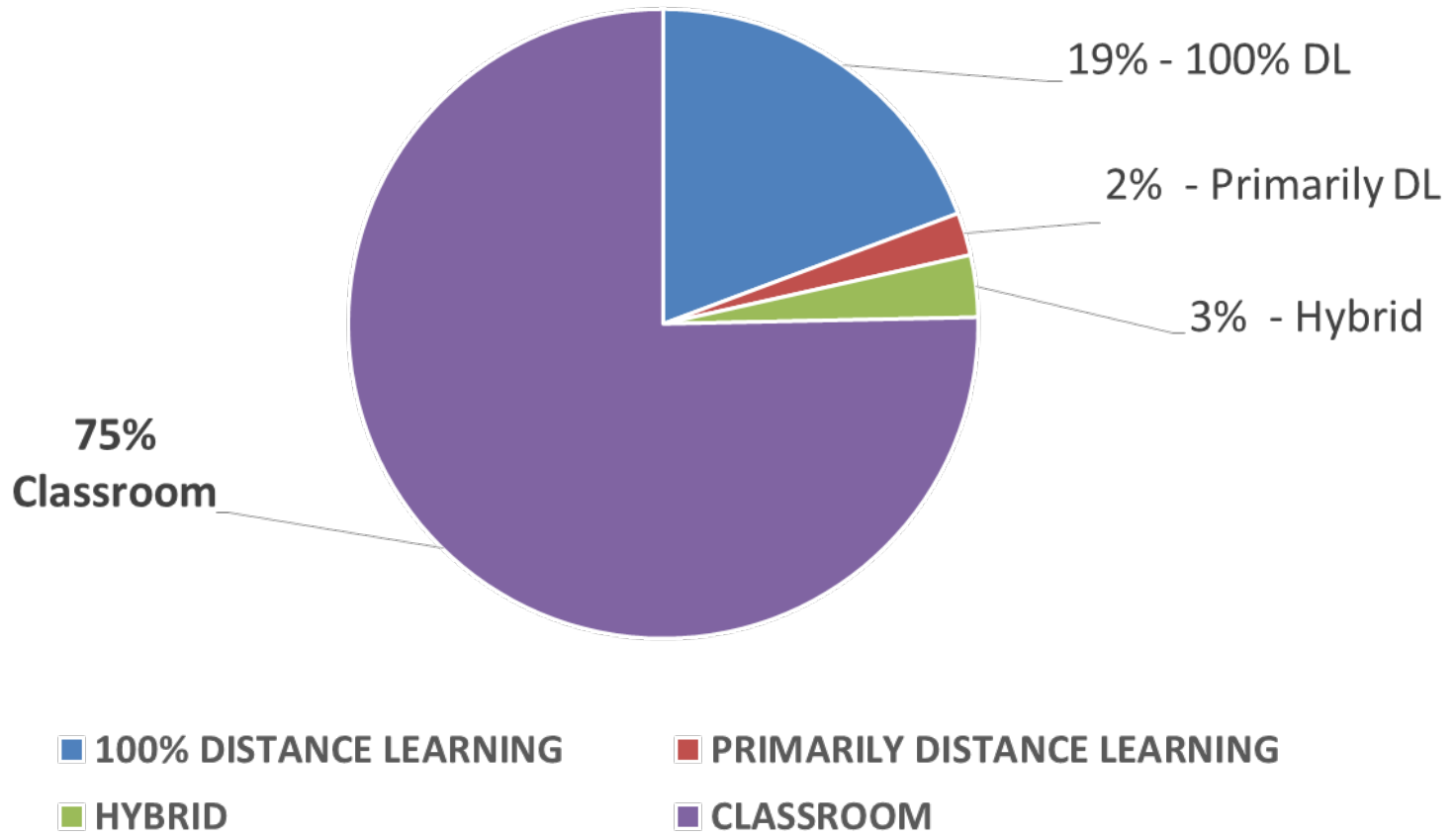
Primarily Classroom Course

- **Less than 50%** of the direct instruction of the courses is delivered using some form of technology when the student and instructor are separated by time, space, or both.



Fall 2015 FTE by Delivery Method

FALL 2015 FTE BY DELIVERY METHOD





Fall 2015 FTE by Delivery Method, by Institution

	FAMU	FAU	FGCU	FIU	FPU	FSU	NCF	UCF	UF	UNF	USF	UWF	SUS	SUS %
100% DISTANCE LEARNING	46	3,399	2,005	8,468		3,333		12,396	8,280	1,529	8,086	2,801	50,343	19%
PRIMARILY (80-99%) DISTANCE LEARNING	136	140	389			496			3,713	17	772	57	5,721	2%
HYBRID	45	912	98	1,980				4,089	515	279	186	214	8,319	3%
CLASSROOM	8,627	16,715	9,223	27,399	857	29,891	1,097	29,334	29,767	9,905	27,987	5,791	196,593	75%
TOTAL	8,854	21,166	11,715	37,847	857	33,720	1,097	45,819	42,275	11,731	37,031	8,864	260,975	100%

100% DL	1%	16%	17%	22%	0%	10%	0%	27%	20%	13%	22%	32%	19%	19%
80-99% DL	2%	1%	3%	0%	0%	1%	0%	0%	9%	0%	2%	1%	2%	2%



Fall 2015 Distance Learning FTE – Florida vs. U.S. Methodology

	FAMU	FAU	FGCU	<u>FIU</u>	FPU	FSU	NCF	<u>UCF</u>	<u>UF</u>	UNF	<u>USF</u>	<u>UWF</u>	SUS
Total Distance Learning (FL FTE Methodology)	182	3,539	2,394	8,468		3,829		12,396	11,993	1,546	8,858	2,858	56,063
Total Distance Learning (U.S. FTE Methodology)													~74,751



2014-15 Distance Learning FTE: State-Fundable and Non-State Fundable *

	FAMU	FAU	FGCU	FIU	FSU	UCF	UF	UNF	USF	UWF
STATE FUNDABLE	108	2,280	1,678	7,220	2,689	11,034	8,225	1,440	7,724	2,042
TOTAL	137	2,435	1,710	8,020	3,283	11,323	9,645	1,481	8,097	2,677
% FUNDABLE	78%	94%	98%	90%	82%	97%	85%	97%	95%	76%

% NON-STATE FUNDABLE	22%	6%	2%	10%	18%	3%	15%	3%	5%	24%
-----------------------------	-----	----	----	-----	-----	----	-----	----	----	-----

SOURCE: COURSES TAKEN DATAMART; EXTRACTED 2016-04-18

* In general, student credit hours/FTE are considered “nonfundable” if the cost is covered by funding sources other than state general revenue or lottery funds provided to the university system for education and general support.



BOARD *of* GOVERNORS

State University System of Florida

www.flbog.edu