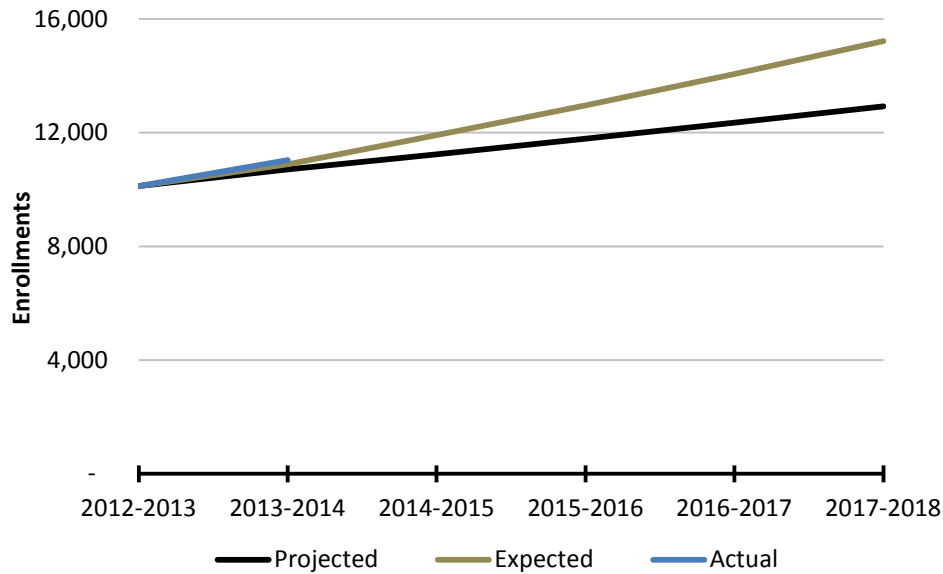


TEAm Grant Dashboard – Program Overview



Upper Division Enrollments

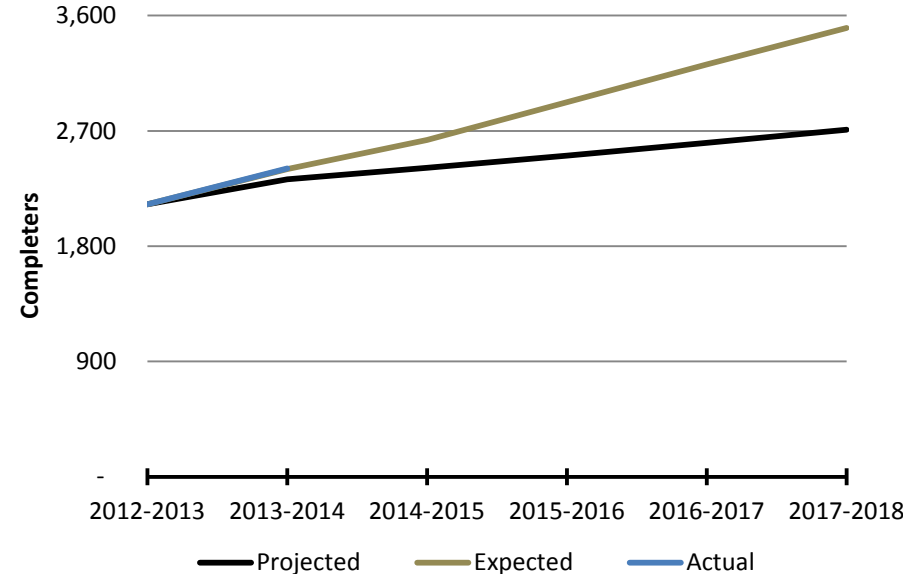
Status: ■ ■ ■



Enrollments in year 1 (2013-2014) were 149 more than expected.

Completers

Status: ■ ■ ■




Completers in year 1 (2013-2014) were 5 more than expected.

Grant Funding

Status: ■ ■ ■

Grant Funding: \$15m



As of December 31, 2014 the project expended --% of grant funds.

Completer Outcomes (1 year after)

Status: ■ ■ ■

Status	#	%	Salary	#	%
Working (only)	-	--%	\$16,000 or less	--	--%
Enrolled (only)	-	--%	\$16,001 to \$32,000	--	--%
Working & Enrolled	-	--%	\$32,001 to \$48,000	--	--%
Status Unknown	-	--%	\$48,001 or more	--	--%
Total	-	100%	Total	--	100%

To be reported in July 2015.

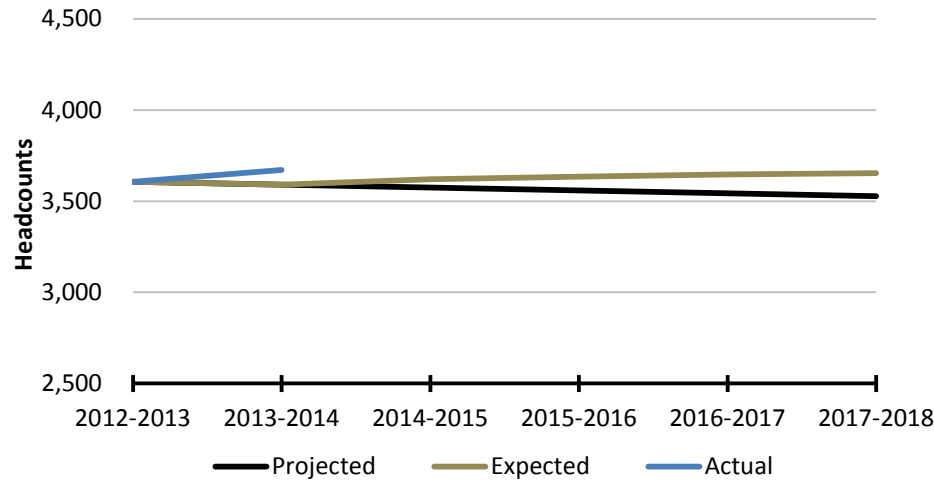
TEAm Grant Dashboard – ACCT Project



Project Name: An Innovative, Collaborative Approach to Increasing the Supply of Quality Accounting Graduates in Florida (ACCT)

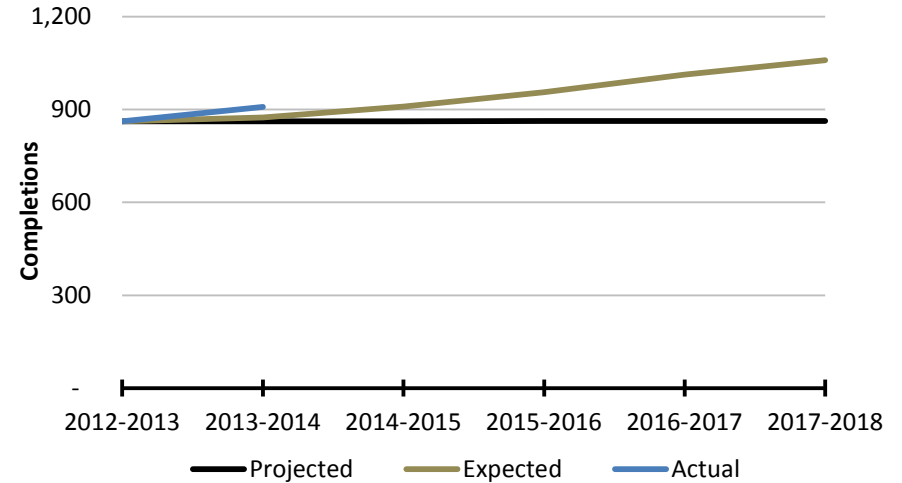
Partnering Institutions: USF, FIU, UCF

Upper Division Enrollments Status: ■ ■ ■



Enrollments in year 1 (2013-2014) were 80 greater than expected.

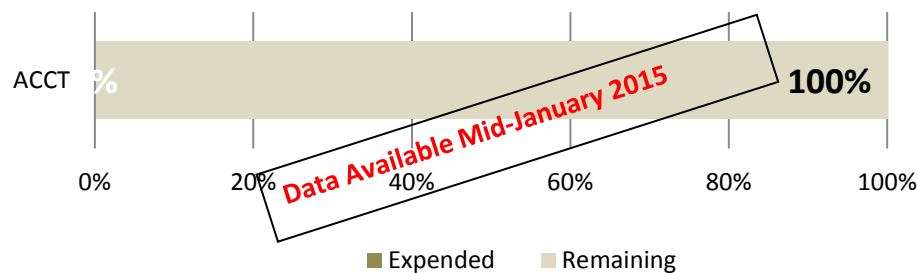
Completions Status: ■ ■ ■



Completions in year 1 (2013-2014) were 34 greater than expected.

Grant Funding Status: ■ ■ ■

Grant Funding: \$3.6m



As of December 31st, 2014 the project expended --% of grant funds.

Completer Outcomes (1 year after) Status: ■ ■ ■

Status	#	%	Salary	#	%
Working (only)	-	--%	\$16,000 or less	--	--%
Enrolled (only)	-	--%	\$16,001 to \$32,000	--	--%
Working & Enrolled	-	--%	\$32,001 to \$48,000	--	--%
Status Unknown	-	--%	\$48,001 or more	--	--%
Total	-	100%	Total	--	100%

Completer Outcomes will be available July 2015.

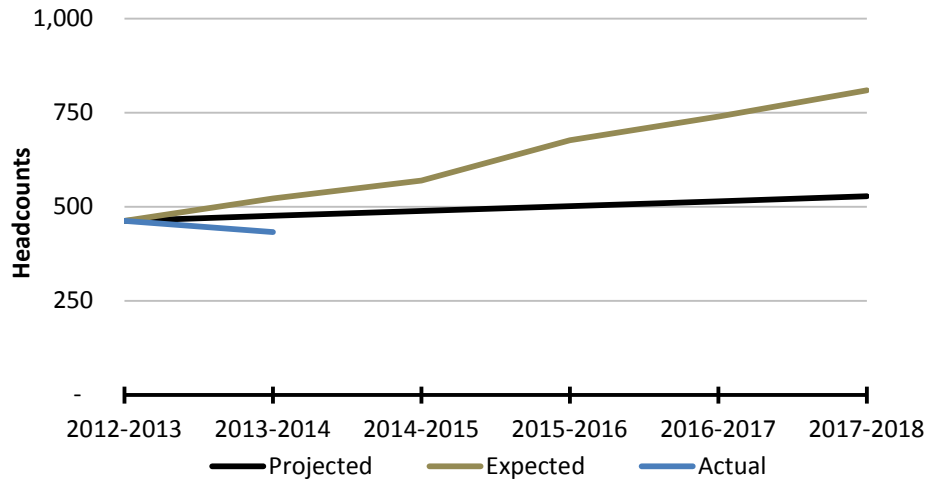
TEAm Grant Dashboard – CAPTURE Project



Project Name: Computer Accelerated Pipeline to Unlock Regional Excellence (CAPTURE)

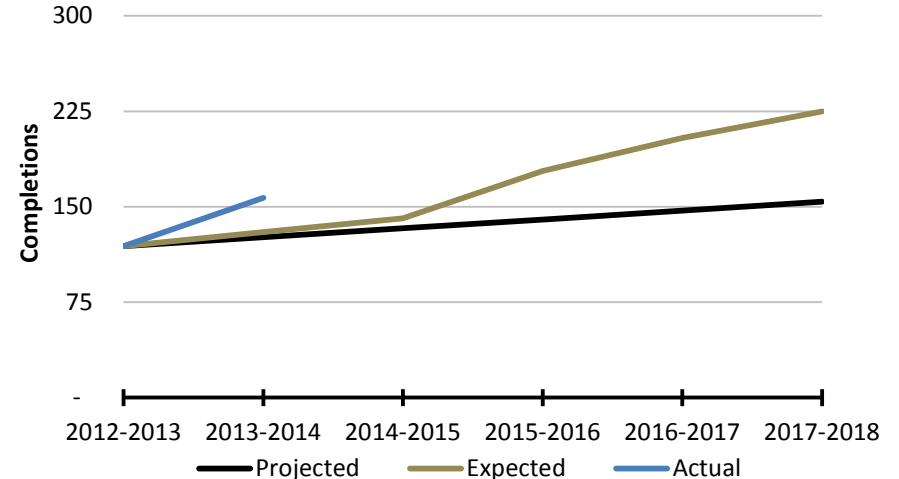
Partnering Institutions: FAU, Broward College, Palm Beach State College

Upper Division Enrollments Status: ■ ■ ■



Enrollments in year 1 (2013-2014) were 89 lower than expected.

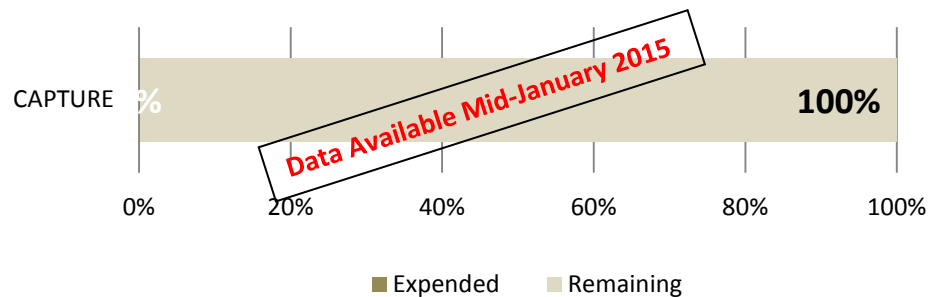
Completions Status: ■ ■ ■



Completions in year 1 (2013-2014) were 27 greater than expected.

Grant Funding Status: ■ ■ ■

Grant Funding: \$3.5m



As of December 31, 2014 the project expended --% of grant funds.

Completer Outcomes (1 year after) Status: ■ ■ ■

Status	#	%	Salary	#	%
Working (only)	-	--%	\$16,000 or less	--	--%
Enrolled (only)	-	--%	\$16,001 to \$32,000	--	--%
Working & Enrolled	-	--%	\$32,001 to \$48,000	--	--%
Status Unknown	-	--%	\$48,001 or more	--	--%
Total	-	100%	Total	--	100%

Completer Outcomes will be available in July 2015.

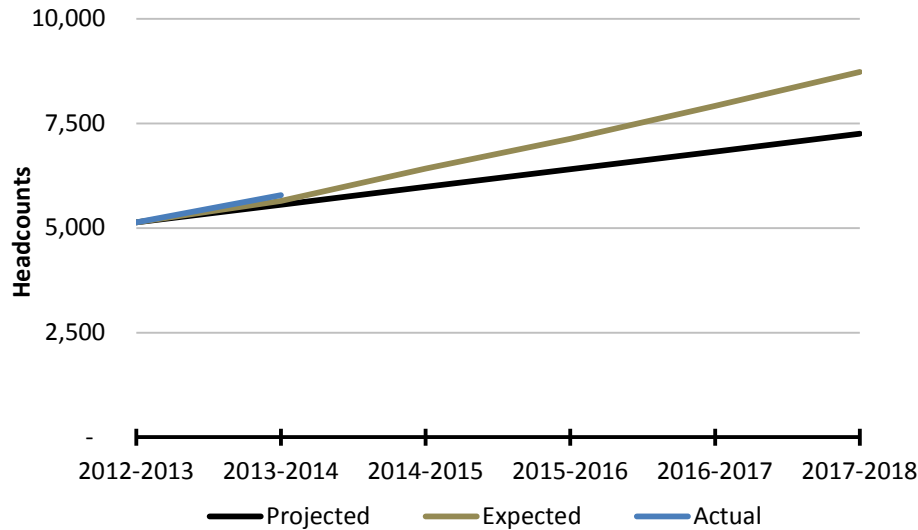
TEAm Grant Dashboard – CSIT Project



Project Name: An Urban University Coalition Response to Florida’s Computer and Information Technology Workforce Needs (CSIT)

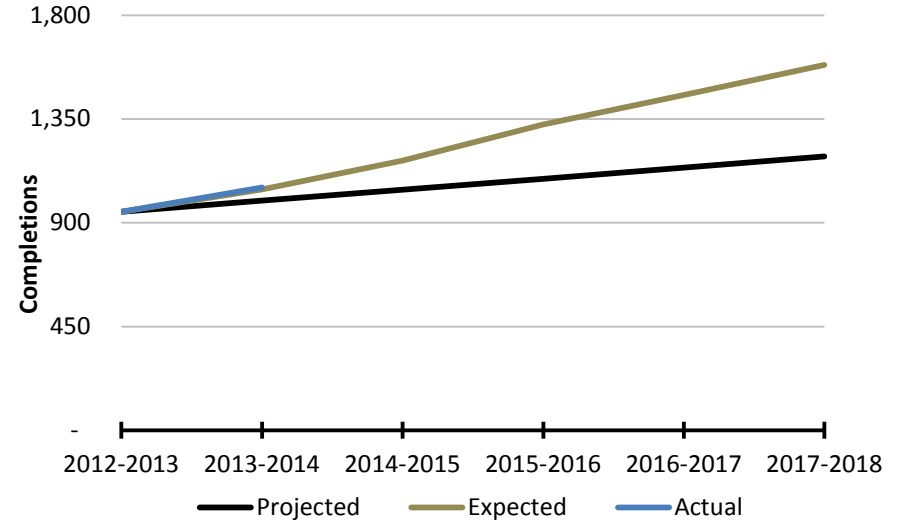
Partnering Institutions: UCF, FIU, USF

Upper Division Enrollments Status: ■ ■ ■



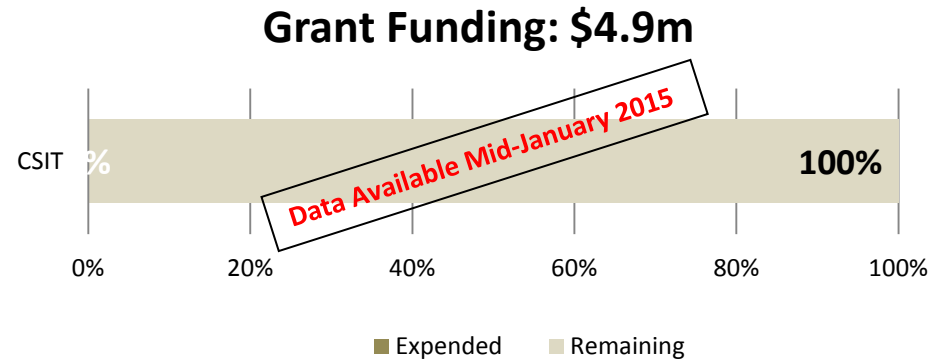
Enrollments in year 1 (2013-2014) were 134 greater than expected.

Completions Status: ■ ■ ■



Completions in year 1 (2013-2014) were 8 greater than expected.

Grant Funding Status: ■ ■ ■



As of December 31, 2014 the project expended --% of grant funds.

Completer Outcomes (1 year after) Status: ■ ■ ■

Status	#	%	Salary	#	%
Working (only)	-	--%	\$16,000 or less	--	--%
Enrolled (only)	-	--%	\$16,001 to \$32,000	--	--%
Working & Enrolled	-	--%	\$32,001 to \$48,000	--	--%
Status Unknown	-	--%	\$48,001 or more	--	--%
Total	-	100%	Total	--	100%

Completer Outcomes will be available in July 2015.

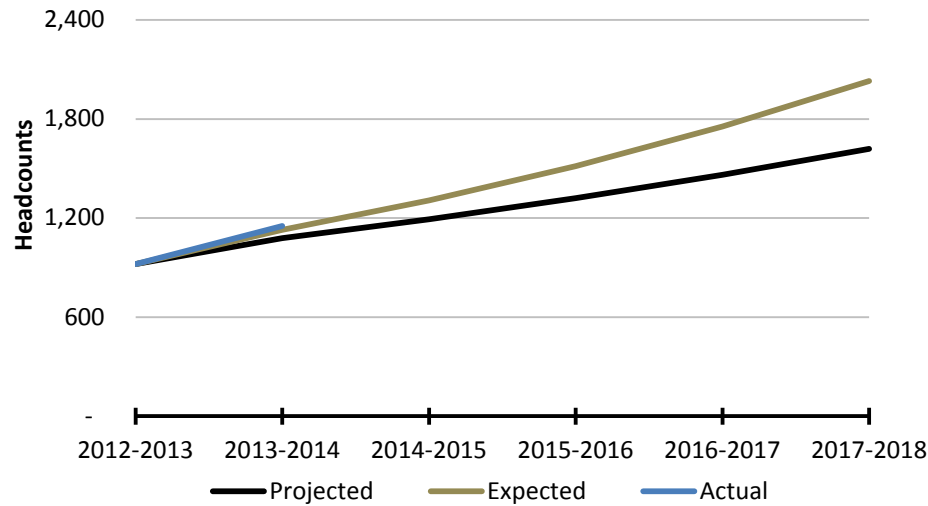
TEAm Grant Dashboard – FITC Project



Project Name: The FITC Alliance – Expanding North Florida’s IT Career Pathways

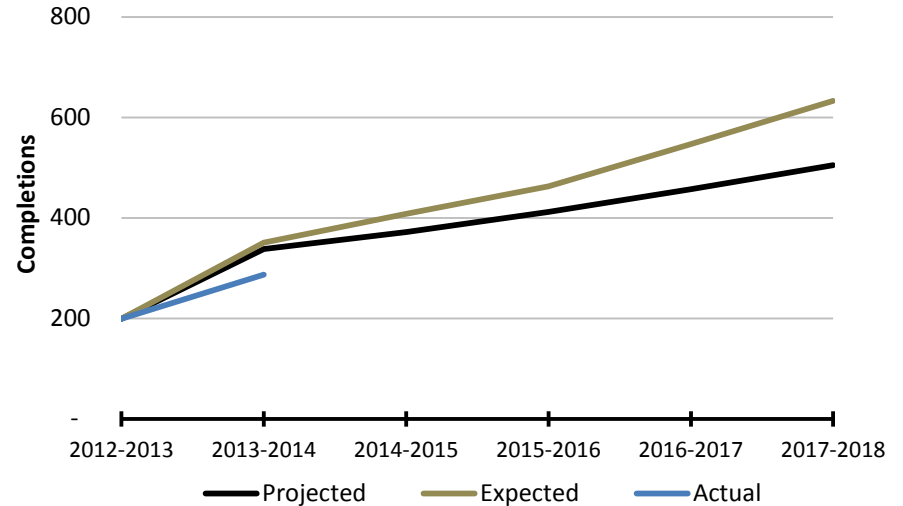
Partnering Institutions: FSU and FAMU

Upper Division Enrollments Status: ■ ■ ■



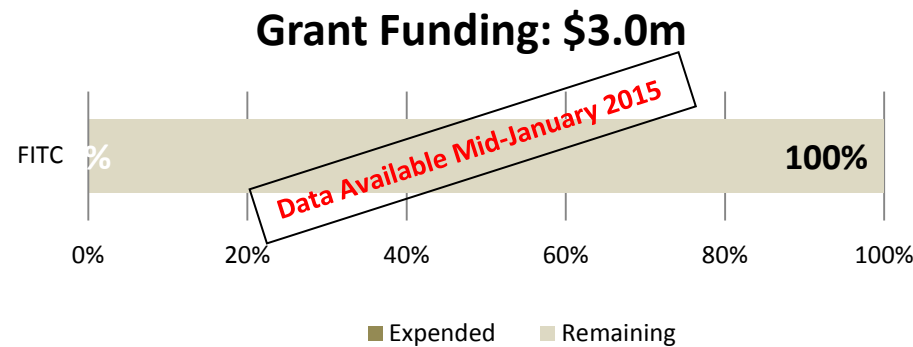
Enrollments in year 1 (2013-2014) were 24 greater than expected.

Completions Status: ■ ■ ■



Completions in year 1 (2013-2014) were 64 less than expected.

Grant Funding Status: ■ ■ ■



As of December 31, 2014 the project expended --% of grant funds.

Completer Outcomes (1 year after) Status: ■ ■ ■

Status	#	%	Salary	#	%
Working (only)	-	--%	\$16,000 or less	--	--%
Enrolled (only)	-	--%	\$16,001 to \$32,000	--	--%
Working & Enrolled	-	--%	#32,001 to \$48,000	--	--%
Status Unknown	-	--%	\$48,001 or more	--	--%
Total	-	100%	Total	--	100%

Completer Outcomes will be available July 2015.