



# BOARD *of* GOVERNORS

## State University System of Florida

### System Strategic Plan: Mid-course Correction

Dr. Christy England  
Vice Chancellor for Academic and Student Affairs  
January 31, 2019

[www.flbog.edu](http://www.flbog.edu)




# System Strategic Plan Goal Areas

**Metrics are grouped into 3 Goal Areas:**

**19 Metrics**



**Teaching  
&  
Learning**



**Scholarship,  
Research,  
&  
Innovation**



**Community  
&  
Business  
Engagement**



# Teaching & Learning Metrics

**Teaching  
&  
Learning**

**Consider  
Revising  
(5)**

**No  
Changes  
(14)**

**19 Metrics**



**Consider  
Adding New  
Metrics**

**(2 Suggested)**



## Teaching & Learning: Consider Revising Existing Metrics

1. Four-year Graduation Rates for FTICs
2. Six-year Graduation Rates for FTICs
3. Bachelor's Degrees Awarded
4. Graduate Degrees Awarded
5. Bachelor's Degrees Awarded to African-American & Hispanic Students



## Consider Revising: FTIC Graduation Rates

METRICS	CURRENT ACTUAL	CURRENT GOAL	2025 TREND	PROPOSED GOAL
Four Year	47%	50%	62%	TBD
Six Year	67%	70%	77%	TBD

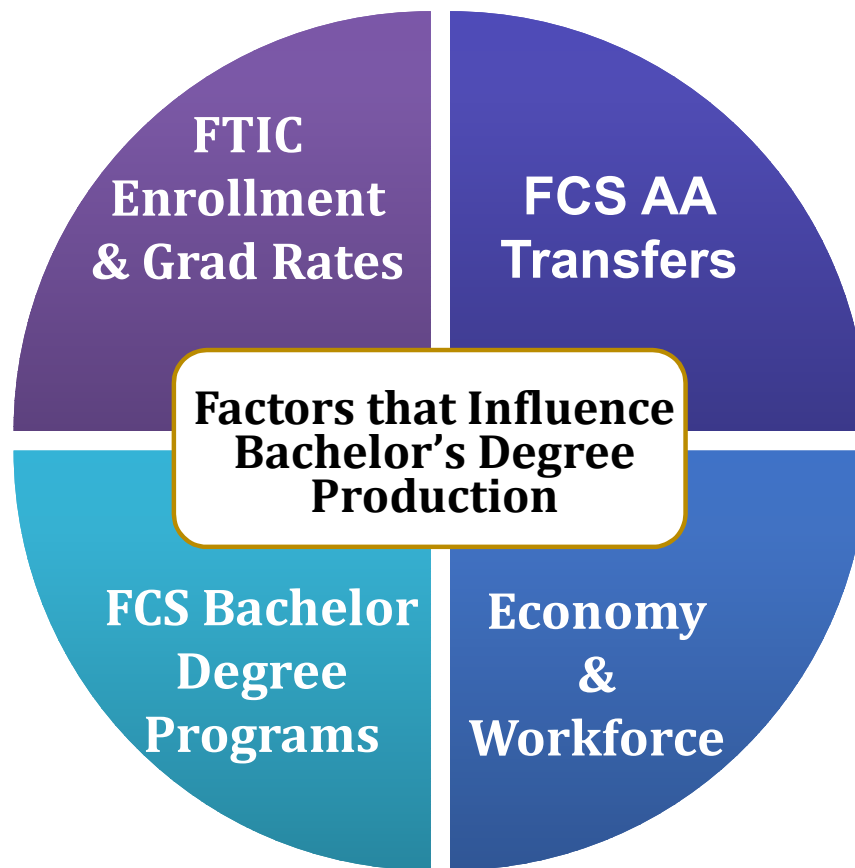


## Consider Revising: Bachelor's Degrees Awarded Annually

CURRENT ACTUAL	CURRENT GOAL	2025 TREND	PROPOSED GOAL
64,537	90,000	78,500	TBD



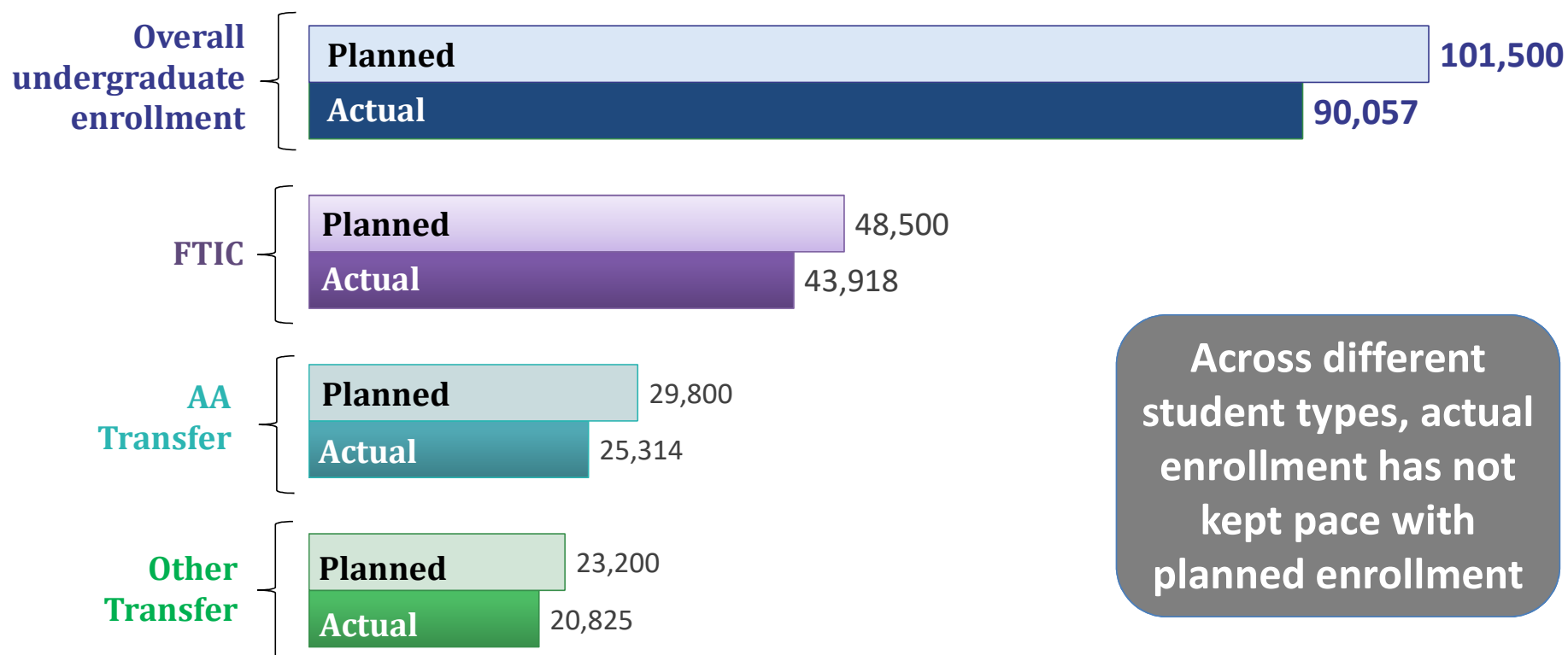
# Consider Revising: Bachelor's Degrees Awarded Annually





# Consider Revising: Bachelor's Degrees Awarded Annually

## Newly Enrolled: Planned vs Actual 2017-18

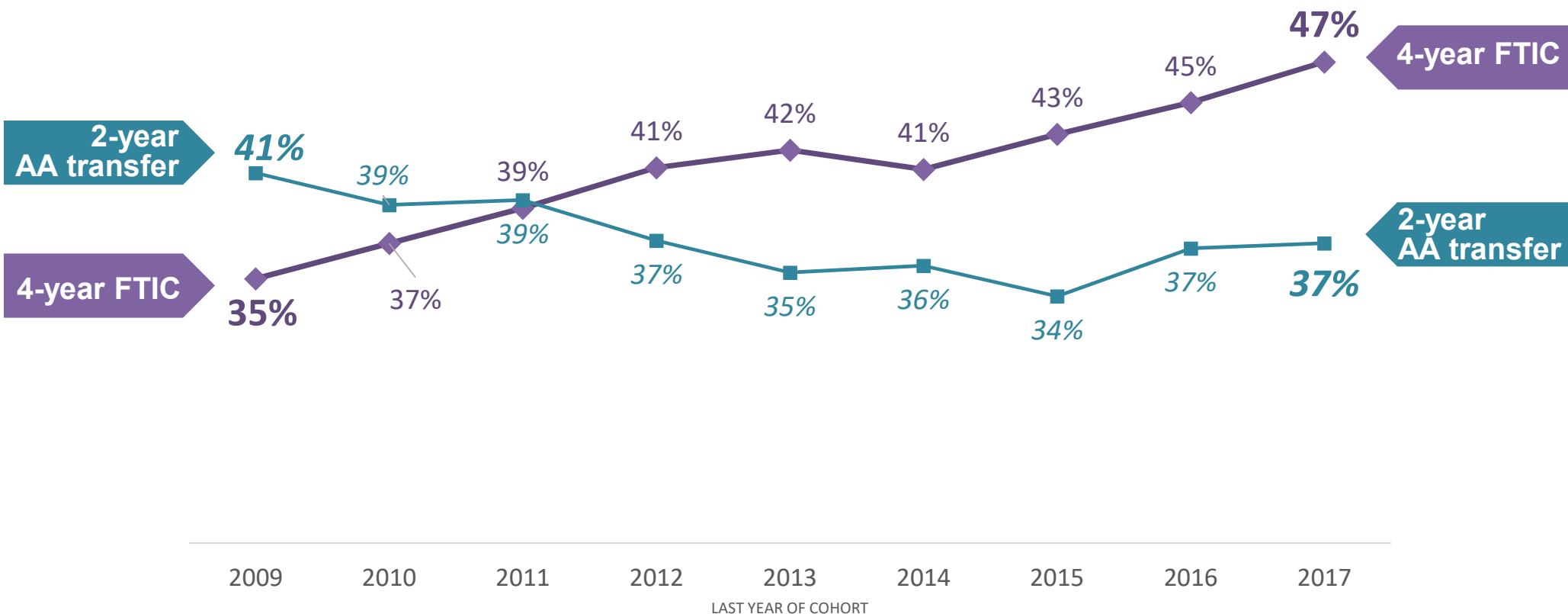






# Consider Revising: Bachelor's Degrees Awarded Annually

## Graduation Rates of FTIC Students and AA Transfers





# Consider Revising: Bachelor's Degrees Awarded Annually

## Assumptions for Bachelor's Degrees Awarded 2025 Goal

### Enrollment Growth

FTIC



AA  
Transfer



Other  
Transfers



### Increased Graduation Rates

FTIC



AA  
Transfer

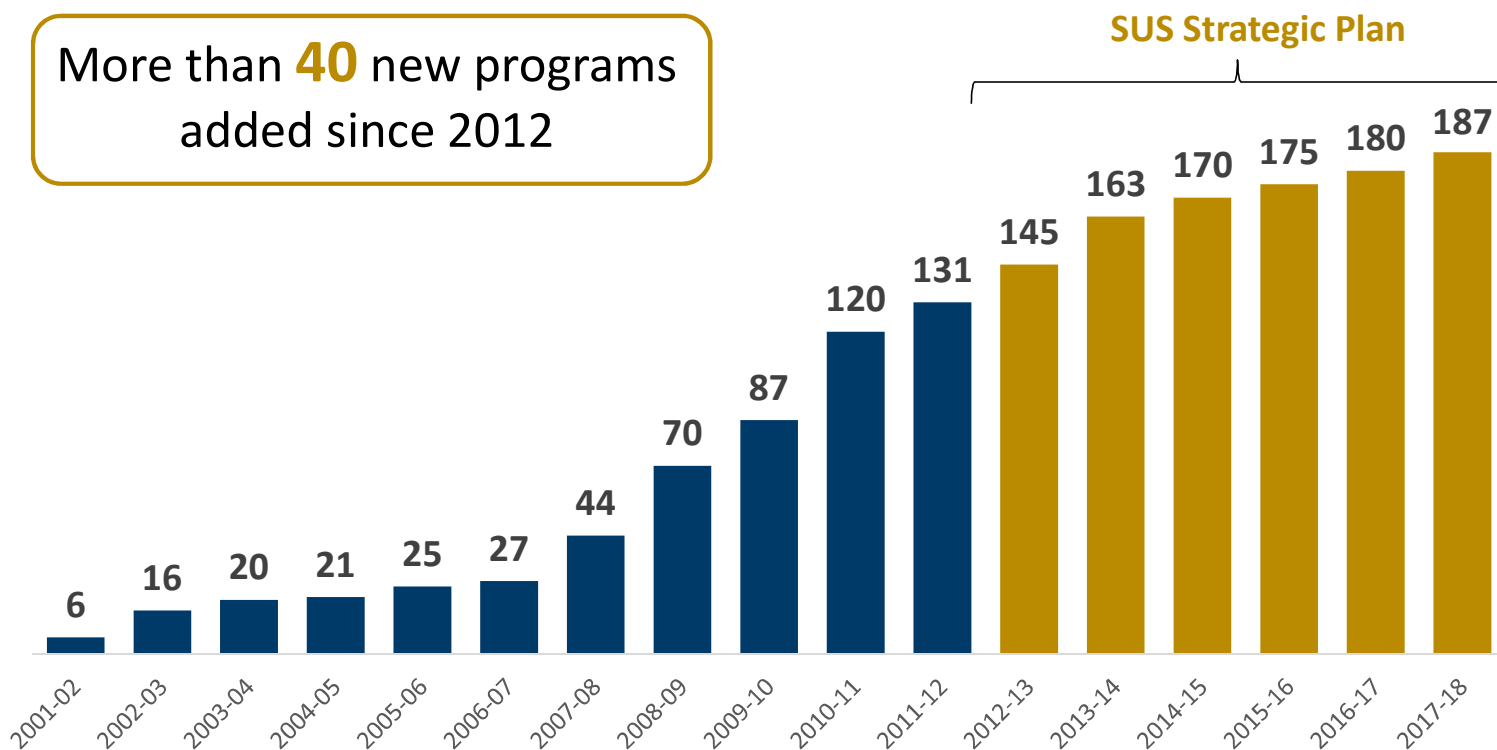




# Consider Revising: Bachelor's Degrees Awarded Annually

## Number of Bachelor's Programs in the FCS

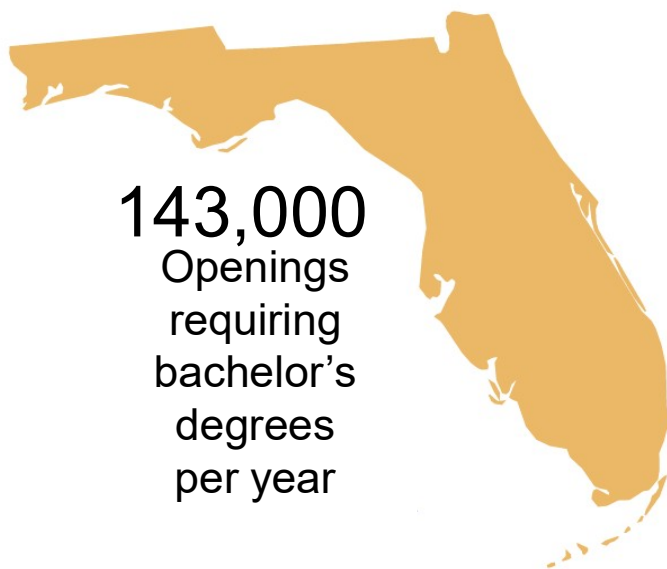
More than **40** new programs  
added since 2012





## Consider Revising: Bachelor's Degrees Awarded

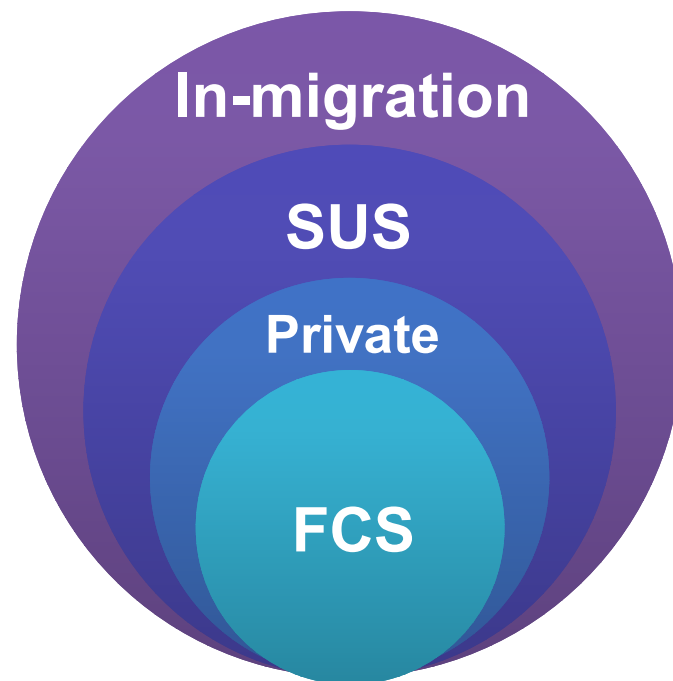
### Florida's Job Demand



3.3%

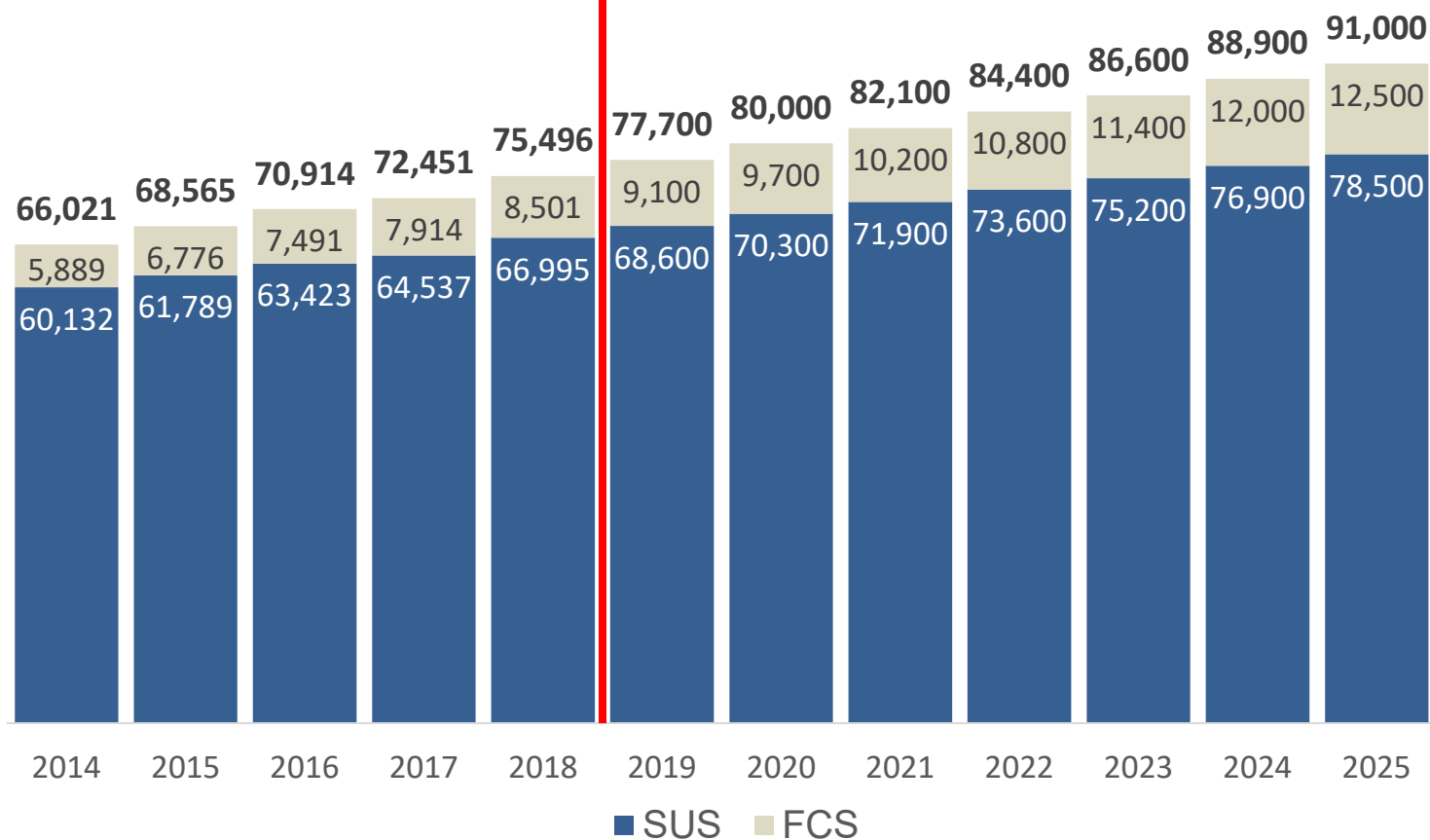
FL Unemployment Rate

### Talent Supply





## Consider Revising: Bachelor's Degrees Awarded Annually





## Consider Revising: Bachelor's Degrees Awarded Annually

The SUS is **NOT** on pace to meet the 2025 Goals for Bachelor's Degrees Awarded by itself. However, when FCS degrees are included, the 90,000 goal is met.

CURRENT ACTUAL	CURRENT GOAL	2025 TREND	PROPOSED GOAL
64,537	90,000	78,500	TBD

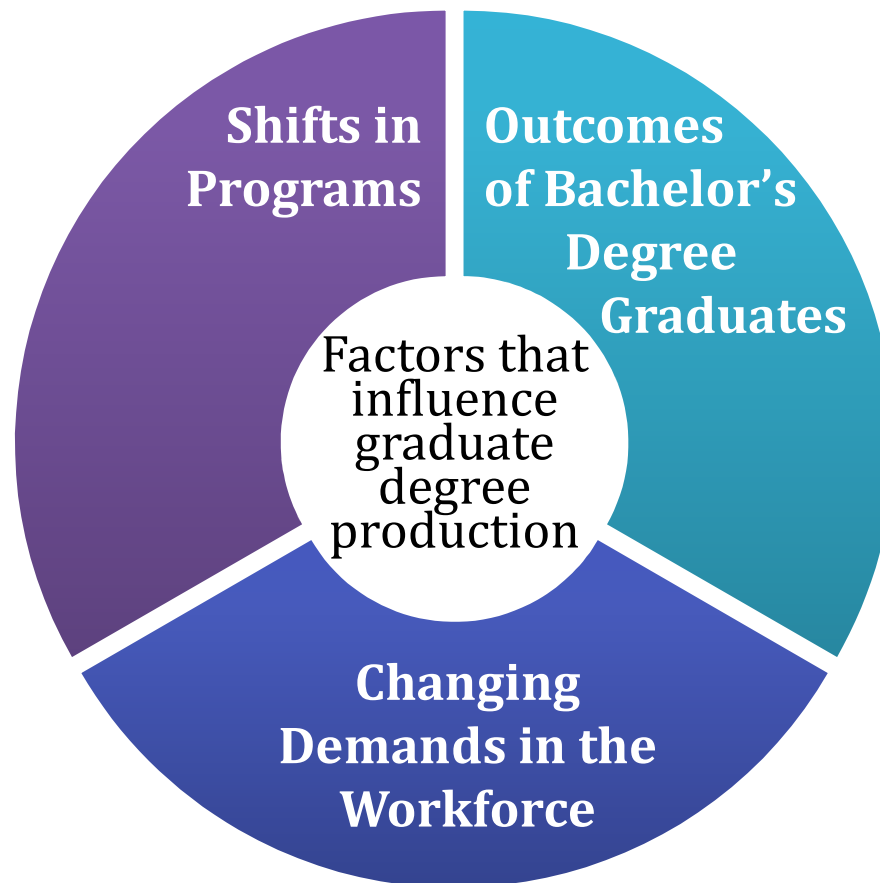


## Consider Revising: Graduate Degrees Awarded Annually

CURRENT ACTUAL	CURRENT GOAL	2025 TREND	PROPOSED GOAL
23,698	35,000	27,400	TBD



## Consider Revising: Graduate Degrees Awarded Annually









# Consider Revising: Graduate Degrees Awarded Annually

## Shifts in Types of Programs



Largest growth in **Health and Computer Science**

**42%** Graduate Degrees in **49%**  
2012-13 STEM & Health 2016-17




Largest decline in **Public Administration**  
since 2013-14



# Consider Revising: Graduate Degrees Awarded Annually

## Outcomes of Bachelor's Degree Graduates

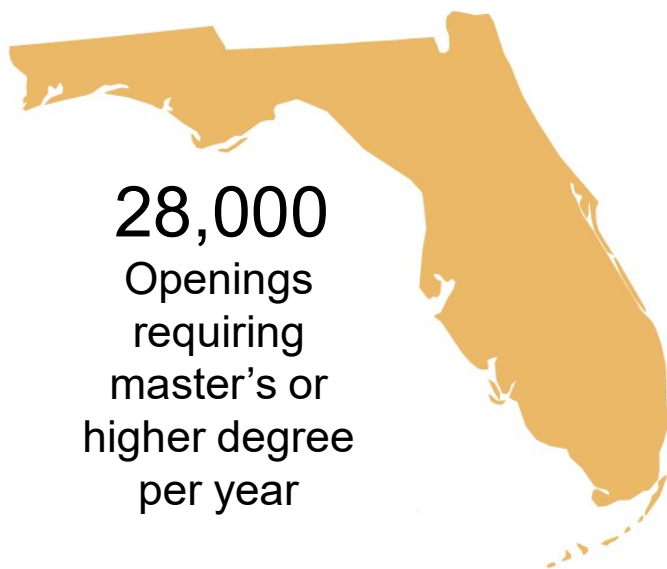
% of Graduates Working & Continuing Education



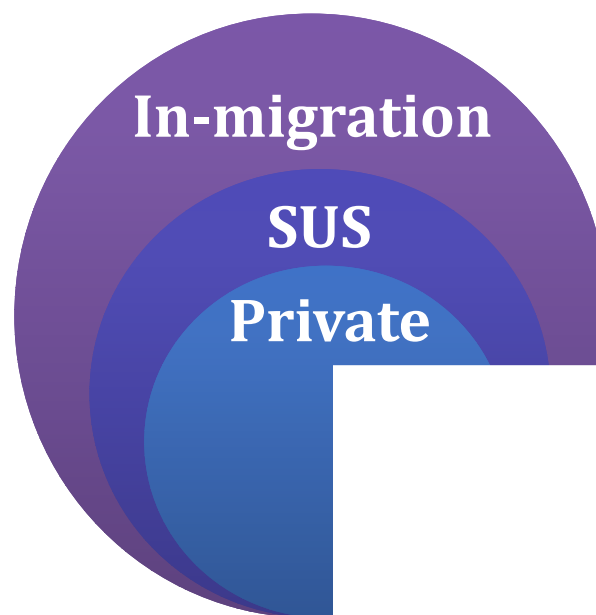


## Consider Revising: Graduate Degrees Awarded Annually

### Florida's Job Demand



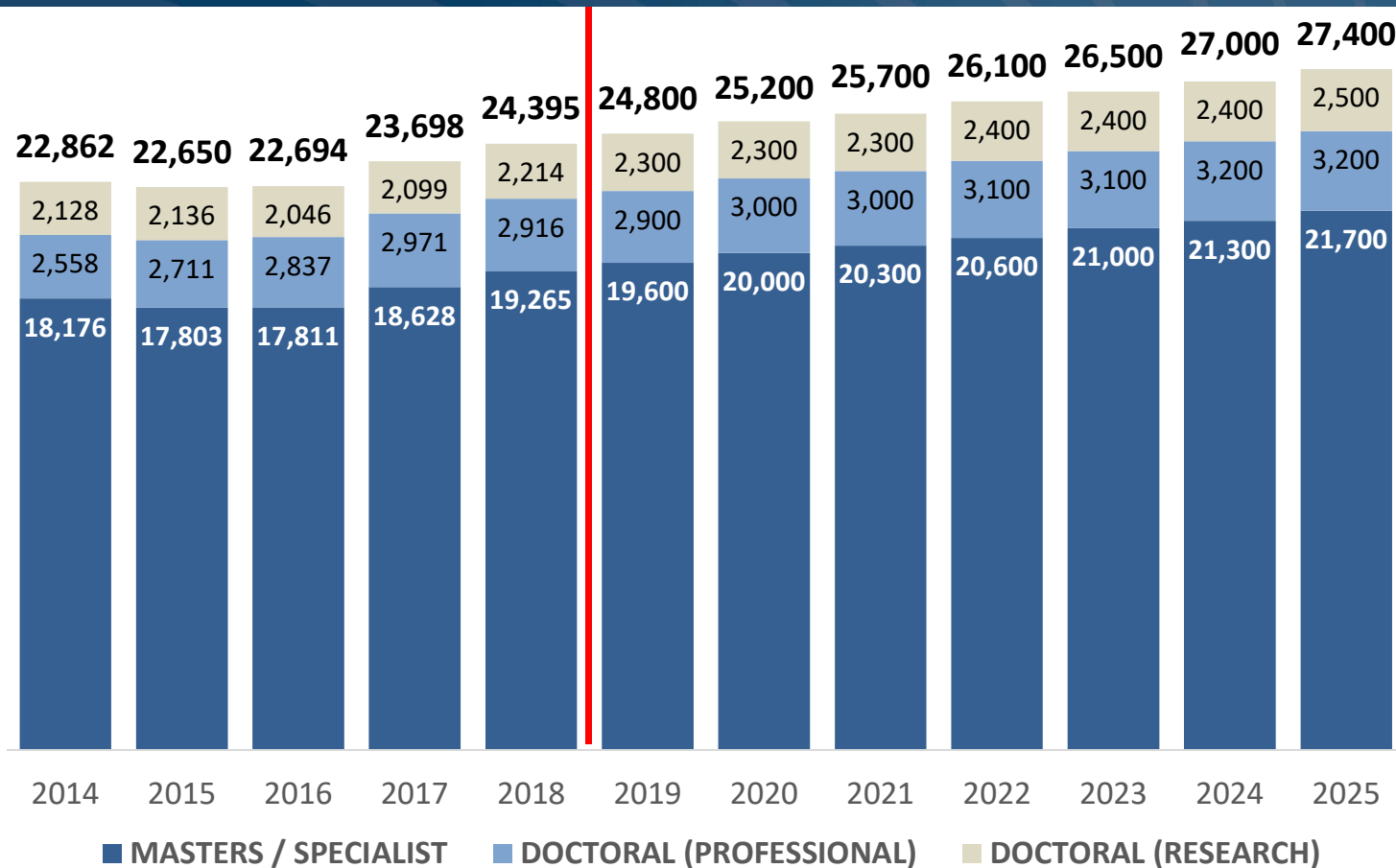
### Talent Supply



**3.3%**  
**FL Unemployment Rate**



## Consider Revising: Graduate Degrees Awarded Annually





## Consider Revising: Graduate Degrees Awarded Annually

CURRENT ACTUAL	CURRENT GOAL	2025 TREND	PROPOSED GOAL
23,698	35,000	27,400	TBD



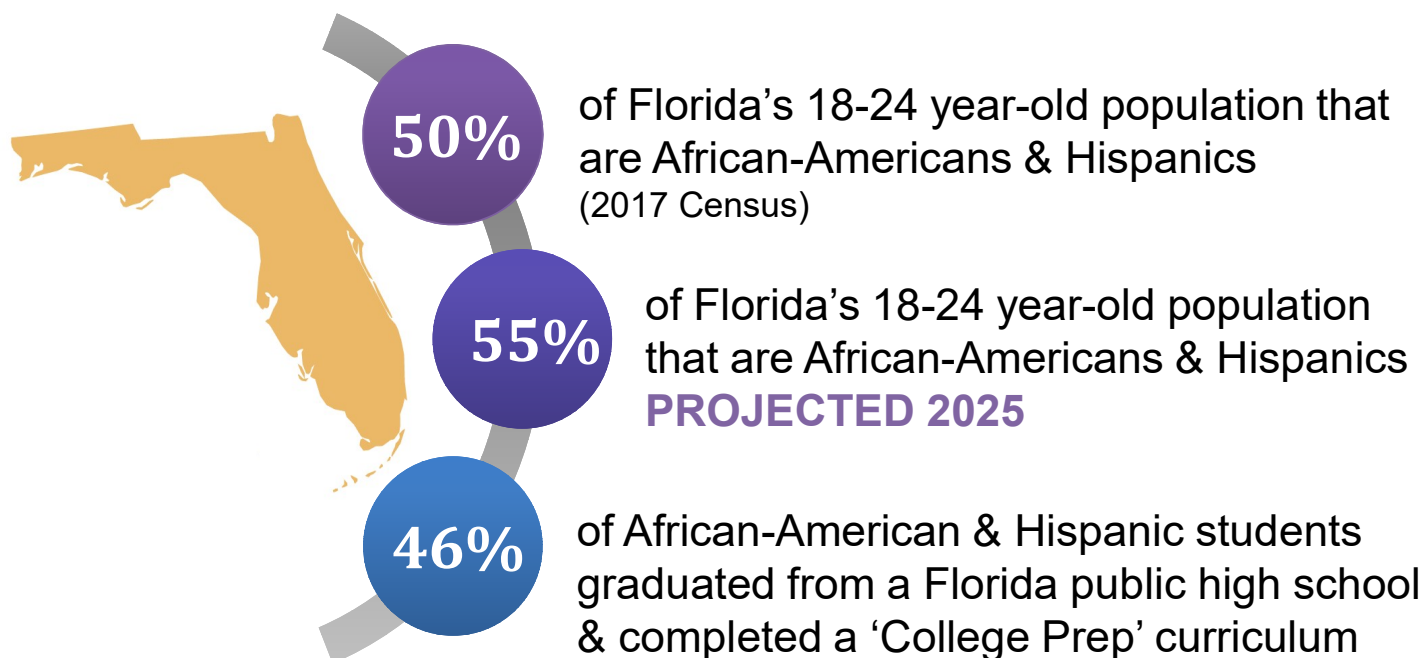
## Consider Revising: Bachelor's Degrees Awarded to African-American & Hispanic Students

CURRENT ACTUAL	CURRENT GOAL	2025 TREND	PROPOSED GOAL
40%	40%	44%	TBD



# Consider Revising: Bachelor's Degrees Awarded to African-American & Hispanic Students

## A Snapshot of Florida's Demographics





# Teaching & Learning: Consider Adding New Metrics

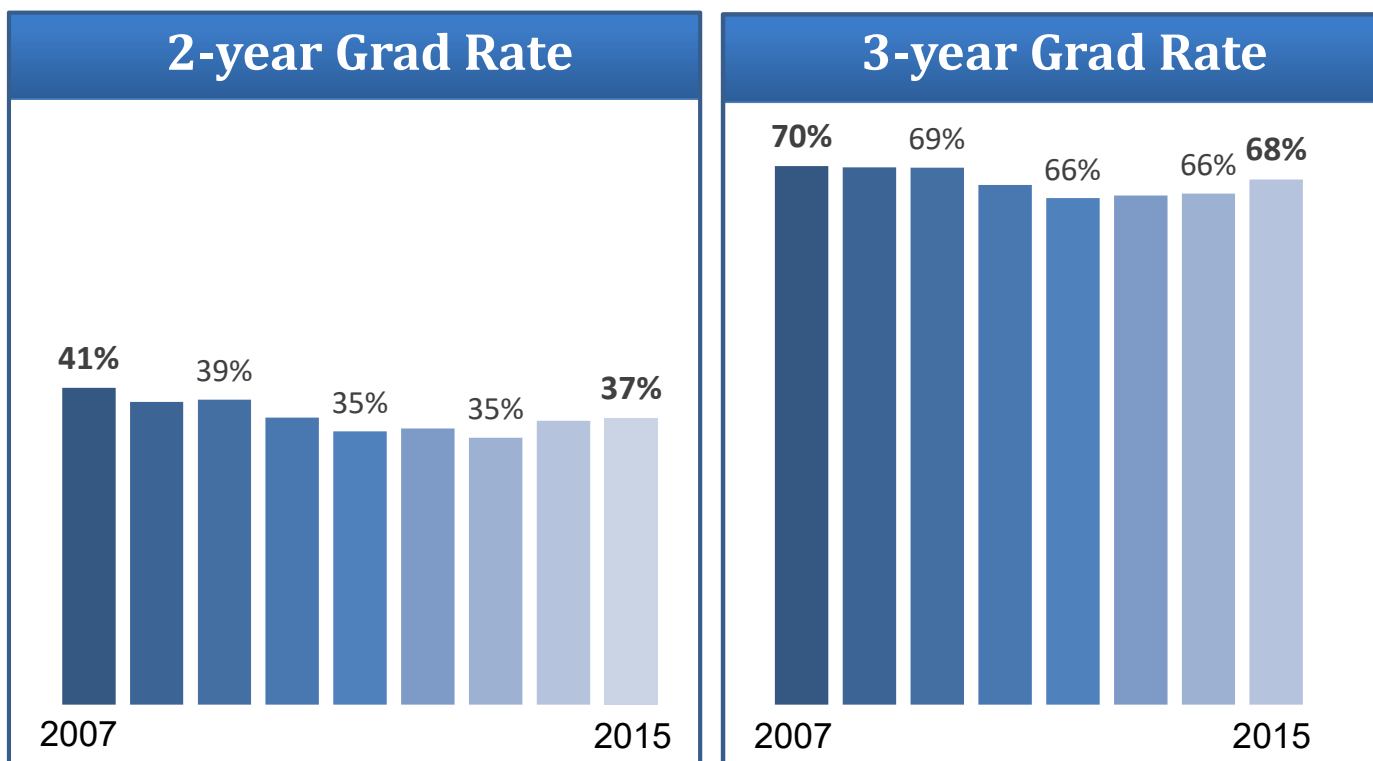
1. Graduation Rates for FCS AA Transfers

2. Graduation Rates for Pell Students





## Consider Adding New Metrics: Graduation Rates for FCS AA Transfers (FT Only)



Rates are for full-time students



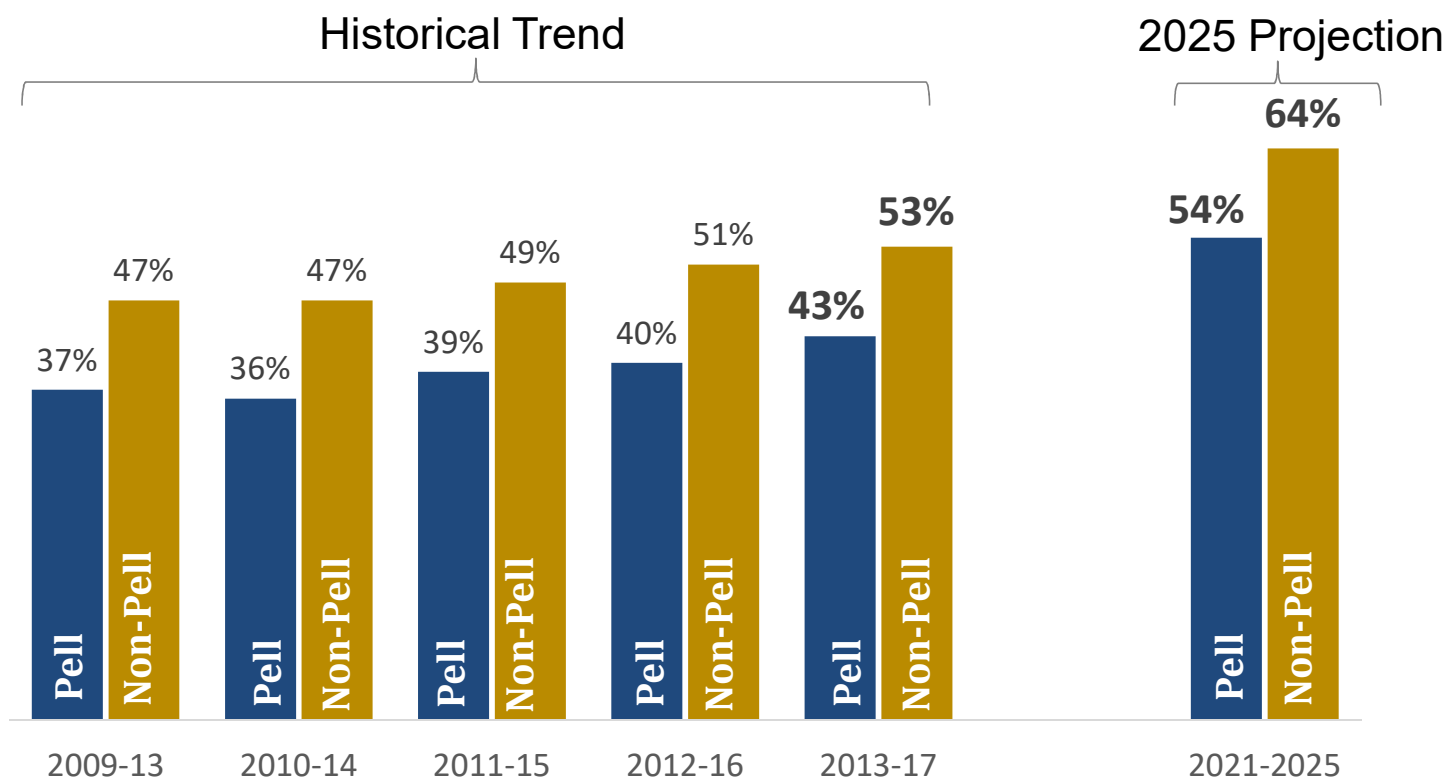
## Consider Adding New Metrics: Graduation Rates for FCS AA Transfers (FT Only)

METRICS	CURRENT ACTUAL	CURRENT GOAL	2025 TREND	PROPOSED GOAL
Two Year	37%	*	NEGATIVE	TBD
Three Year	68%	*	NEGATIVE	TBD



# Consider Adding New Metrics: Graduation Rates for Pell Students (FT Only)

## 4yr FTIC Grad Rates: Pell vs Non-Pell





## Consider Adding New Metrics: Graduation Rates for Pell Students (FT only)

METRICS	CURRENT ACTUAL	CURRENT GOAL	2025 TREND	PROPOSED GOAL
Four Year	43%	*	54%	TBD
<b>GAP</b> Pell v No-Pell	-9%	*	-9%	TBD



# DISCUSSION REVIEW & SUMMARY

METRICS	CURRENT ACTUAL	CURRENT GOAL	2025 TREND	PROPOSED GOAL
Four Year FTIC Grad Rate	47%	50%	62%	TBD
Six Year FTIC Grad Rate	67%	70%	77%	TBD
Bachelor's Degrees Awarded Annually	64,537	90,000	78,500	TBD
Graduate Degrees Awarded Annually	23,698	35,000	27,400	TBD
Bachelor's Degrees Awarded to African-American & Hispanic Students	40%	40%	44%	TBD
★ Grad Rate AA Transfer	37% (2 year) 68% (3 year)	*	Negative	
★ Grad Rate Pell Students	43%	*	54%	



# Timeline for Mid-Course Correction





BOARD *of* GOVERNORS  
State University System of Florida

[www.flbog.edu](http://www.flbog.edu)