

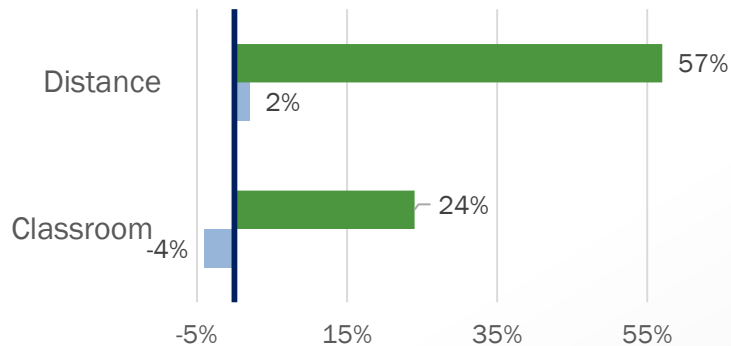


Distance Learning at FGCU

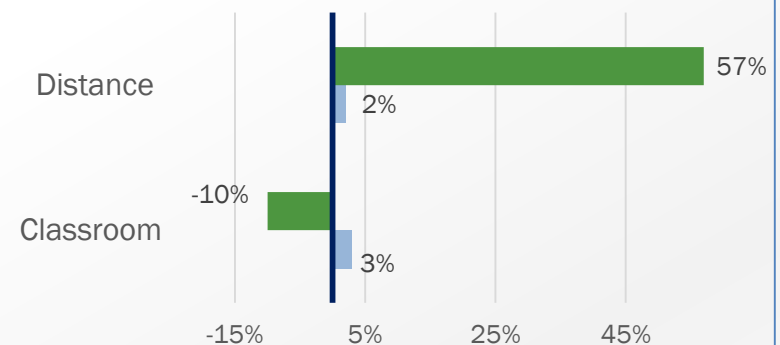
Presentation to the Innovation and Online Committee, Florida
Board of Governors

DL Enrollment Trends

Actual % Growth of DL vs F2F (in FTE)
2010-11 to 2016-17



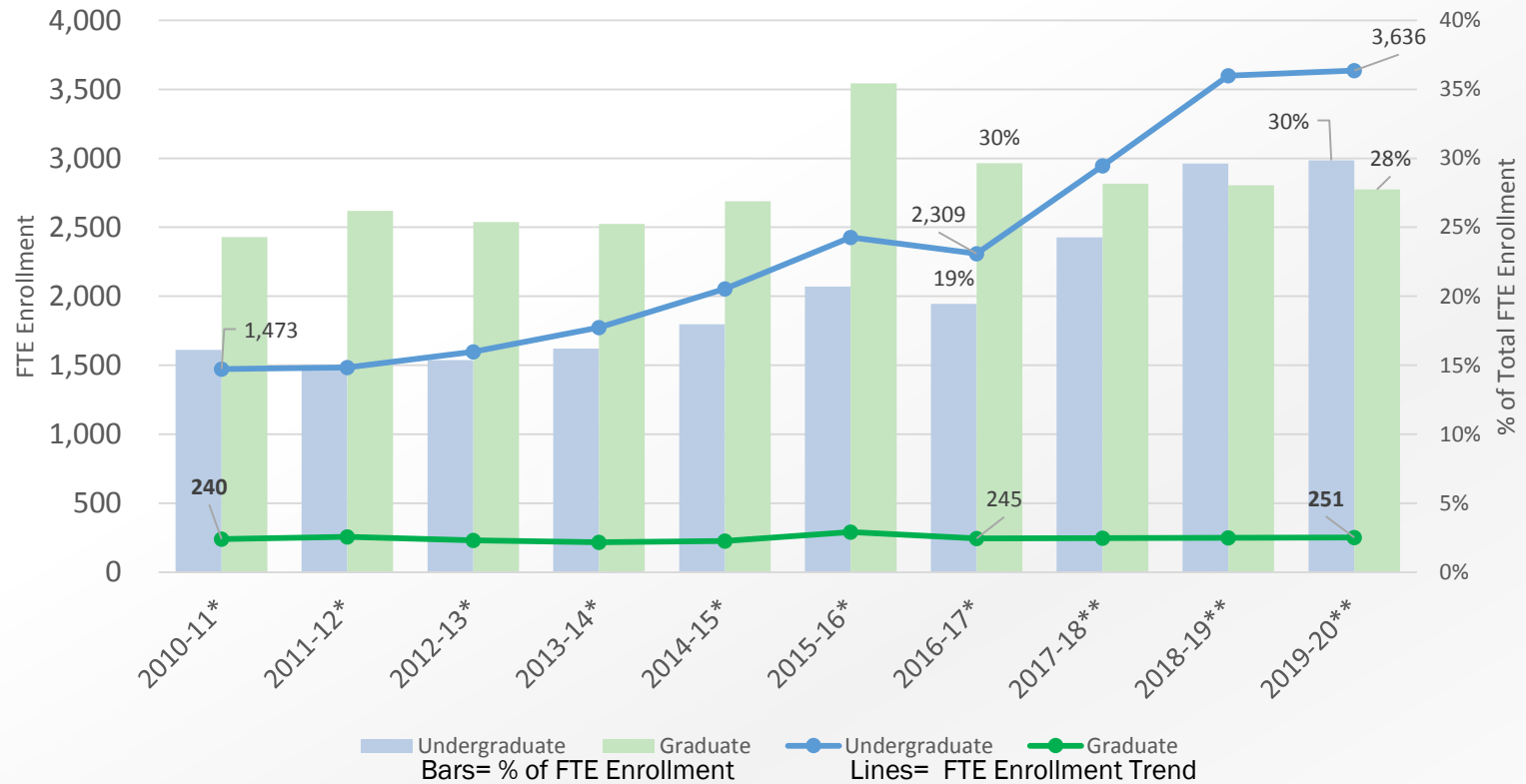
Projected* % Growth of DL vs F2F in FTE
2016-17 to 2019-20



- Growth in FTE generated online nearly double the rate of growth for Face to Face
- Projected growth in DL will continue to surpass growth in Face to face over the next five years
- *Projected growth based on approved 2017 University Work Plan

DL Enrollment Planning

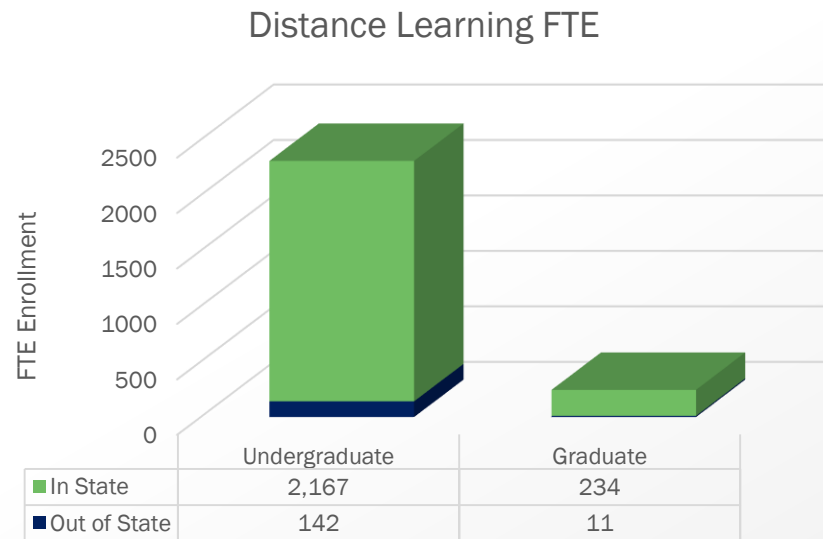
Actual & Planned Enrollment of Distance Learning
FTE and % of Total FTE by Level



*Actual

**Planned

Out-of-State DL Enrollments

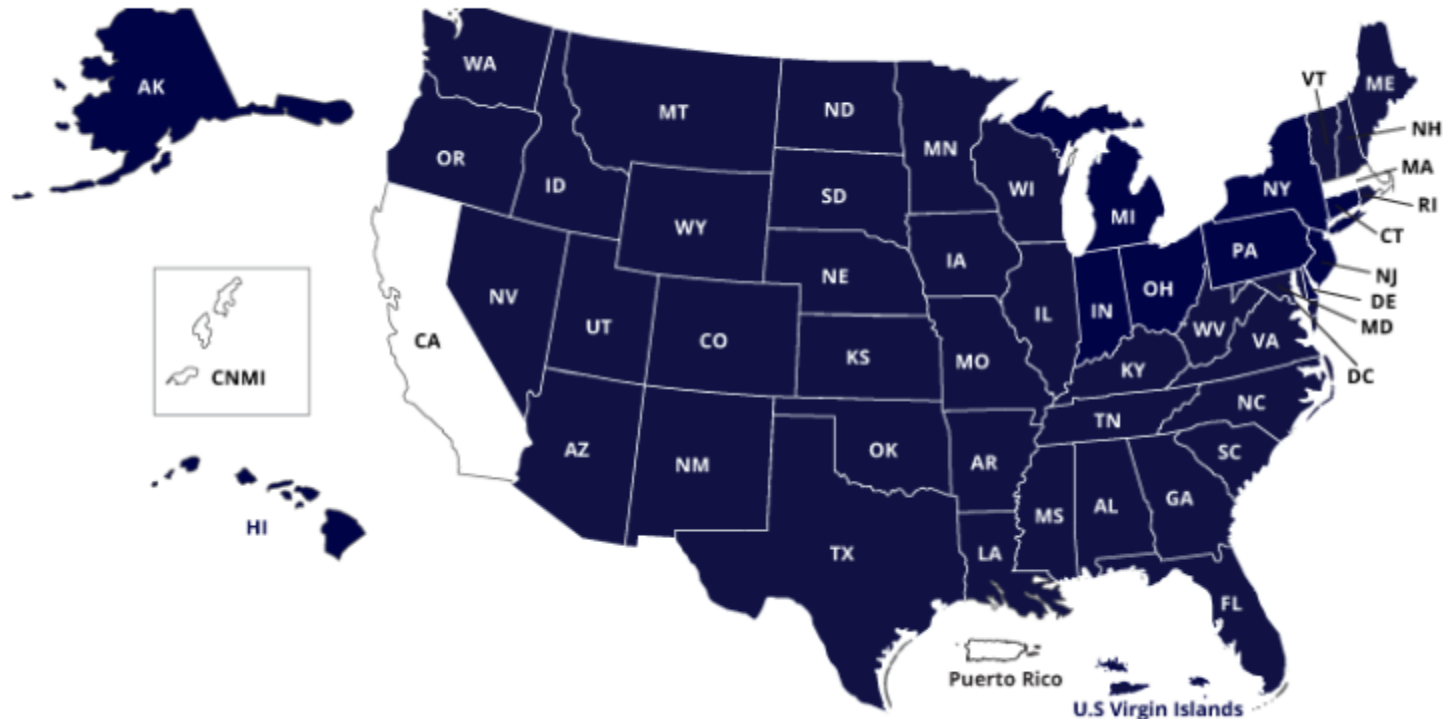


In 2016-17, 6% of the total distance learning student credit hours were generated by out of state students (for tuition purposes), 6% undergraduate and 5% graduate. They produced 142 FTE at the undergraduate level and 11 at the graduate.

Out-of-State

Licensing laws made expanding online outside of Florida complicated and expensive. Being a SARA approved university will facilitate online delivery across the U.S.

SARA States & Institutions



SARA states are colored in blue on the map.


Biggest Challenges to Implementing HQ DL

Financial Resources



FGCU is the only SUS institution with a significant online footprint but charges no DL fee.

Degree Inventory



The number of FGCU online degree offerings is relatively small.

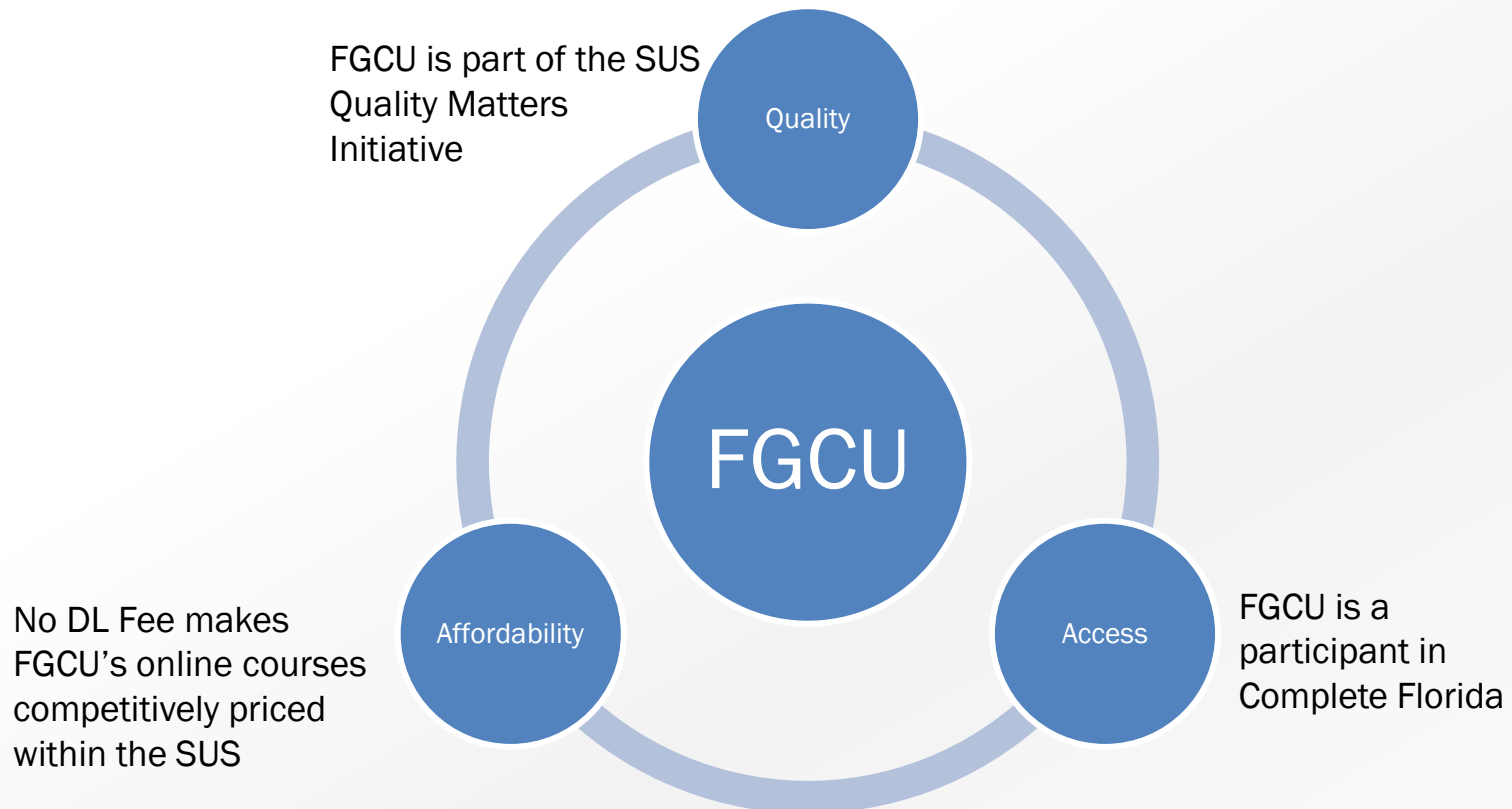
Distributed Model Organizationally



Online delivery and support is spread among multiple units of the university.

Primary Collaborative Focus of Online Development

Based on goals of SUS Online Education
2025 Strategic Plan



System-wide Initiatives with Biggest Impact



Currently FGCU participates in FloridaShines and about 10% of FGCU's students pursue courses online through FLVC

Competency-based Education



FGCU is launching an initiative focused on a competency-based approach to online education aligned with the SUS initiative.

Innovative Programs and Services

Student Success Initiative

Goal

Improve
4-Year
Graduation
Rate

Strategies

Facilitate
degree
completion

Keep students
on time to
degree

Online Tactics

Centralize online
delivery organizational
structure

Move more courses
online

Pursue competency-
based self-paced format

Proactive use of
FloridaShines

DL vs Residential Student Assessed Fees



Currently DL online only students constitute about 5% of total student body. Of these, 97% are in-state students. They have the necessary student support services.

The vast majority of students take courses on campus supplemented by online classes. They take advantage of campus resources.

There is no DL fee.



How FGCU Finances DL



E & G

Major source of DL
funding – \$2 million



SSI

Student Success
Initiative: Funds to
promote further
online program and
course development



Auxiliary Funds

Revenue from market
rate online program

Alignment of Online Offerings with Employment Opportunities

Regional employment projections and position openings align well with our professionally focused online program offerings

SW Florida Employment Projections
Workforce Development Area 24 - Charlotte, Collier, Glades, Hendry, and Lee Counties

FETPIP

Post-graduation employment statistics show FGCU programs typically meet or exceed overall SUS rates in Florida

Program	SUS PSE Area	Employment		2017 - 2025 Change		FGCU	System
All of the courses necessary to complete:		2017	2025	Total	Percent	Percent Employed	Percent Employed
MBA (Master's in Business Administration) (Management Occupations)		25439	27644	2518	8.7	73%	66%
MPA (Master's in Public Administration)		65076	72209	7133	11	73%	68%
Master of Science in Health Science	HEALTH	591	730	139	23.5	****	67%
MA in Curriculum & Instruction - Educational Technology	EDUCATION	3235	3668	433	13.4	79%	67%
MEd in Special Education (All levels Special Education Teachers)	EDUCATION	27456	29669	2518	8.1	67%	67%
Physical Therapy-Transitional (t-DPT)	HEALTH	855	1076	221	25.9	68%	71%
Certificate Programs:							
Health Services Administration Certificate		591	730	139	23.5	na	na
Local Government Management Certificate (Federal, State, and Local)		65076	72209	7133	11.0	na	na
Planning Certificate (Local Government)		54813	61587	6774	12.4	na	na
All of the upper division courses required to complete a:							
Bachelor of Science in Criminal Justice (Law Enforcement Workers)		4209	4678	469	11.1	74%	70%
Bachelor of Science in Health Sciences	HEALTH	591	730	139	23.5	****	80%
Bachelor of Science in Legal Studies (Legal Support Workers)		1212	1340	128	10.56	70%	57%

**** Number too low to report

