



BOARD *of* GOVERNORS

State University System of Florida

Baccalaureate Follow-Up Study: Employment & Education Outcomes One, Five, and Ten Years After Graduation

Dr. Christy England, Associate Vice Chancellor for Academic
Policy and Research
January 24, 2018

www.flbog.edu



Research Questions



Do graduates get jobs?

Do graduates pursue further education?

Do graduates work while pursuing additional education?

Do graduates earn additional credentials?

What are the salaries of graduates over time?



The Graduating Classes

Year 1

2012

2013

2014

2015

Year 5

2008

2009

2010

Year 10

2005





28 Fields of Study





How Many Graduates in the Study?

353,940 graduates
found

Year 1
88%

Year 5
79%

Year 10
75%

	# Graduates	# Found
Year 1	230,686	202,685
Year 5	150,501	119,574
Year 10	42,512	31,681
Total	423,699	353,940




Do graduates get jobs?

YES!


Most
graduates
in the
study
worked

Percent working 1, 5, & 10 years after graduation




Year 1

91%



Year 5

93%



Year 10

97%



Percent employed by field of study

90-99%
worked

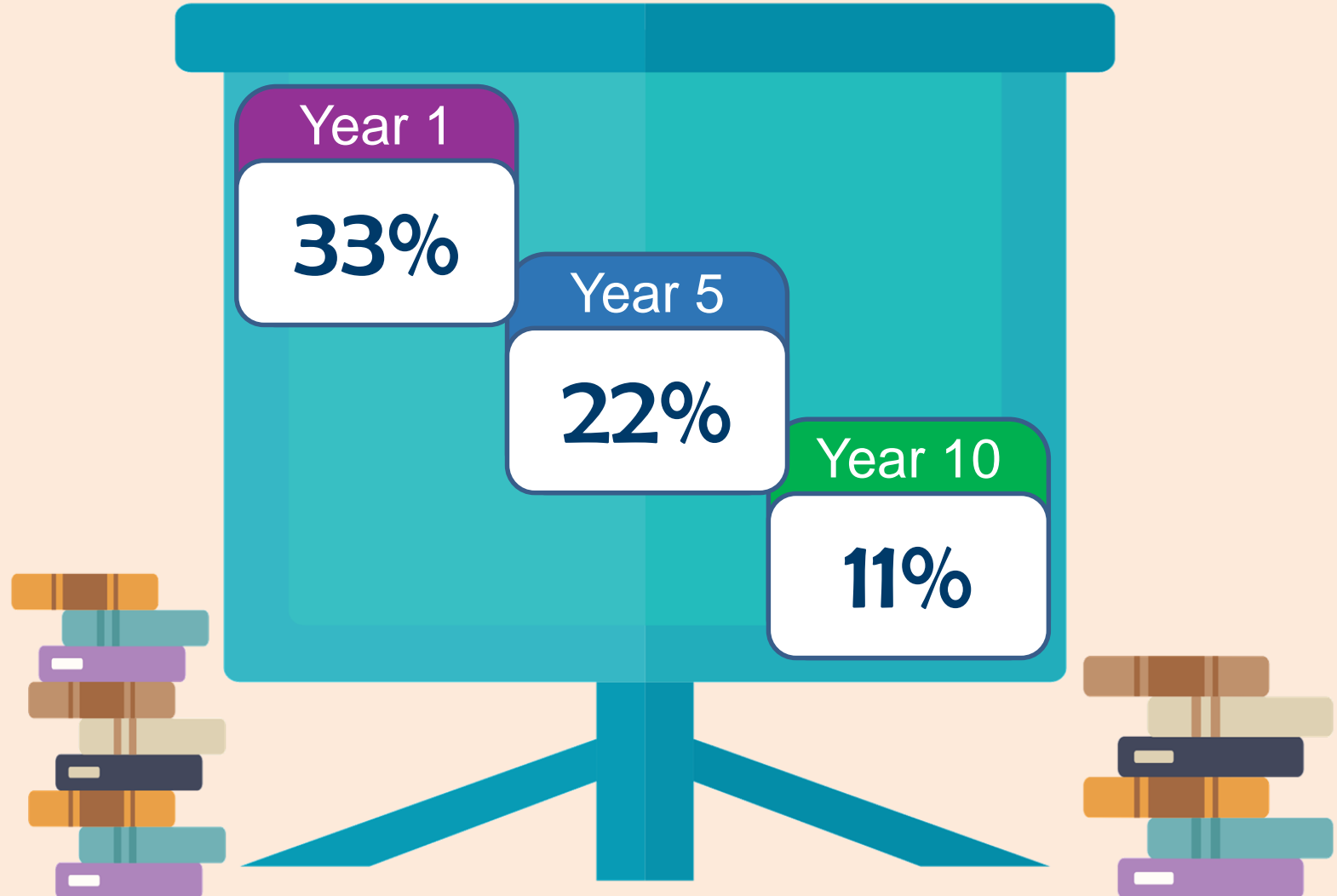
YEAR 1
14 fields

YEAR 5
22 fields

YEAR 10
28 fields



Do graduates pursue additional education?





Do graduates work while pursuing additional education?



Year 1

24%

Year 5

15%

Year 10

8%





Do graduates earn additional credentials?


Year 5

30%



Year 10

44%





Additional credentials by field of study: Year 5



50-59%



Architecture (56%)
Public Administration (53%)
Agriculture (51%)

40-49%



Interdisciplinary Studies (48%)
Physical Sciences (47%)
Biological Sciences (42%)
Mathematics & Statistics (43%)
Psychology (41%)





Additional credentials by field of study: Year 10

60-69%

Mathematics & Statistics (69%)
Public Administration (69%)
Physical Sciences (67%)
Biological Sciences (66%)
Architecture (65%)
Agriculture (61%)



50-59%

Psychology (59%)
Languages & Linguistics (55%)
Interdisciplinary Studies (54%)
Health Professions (51%)
History (51%)
Philosophy & Religious Studies (51%)
Social Sciences (50%)



What are the salaries of graduates over time?

Year 1

ALL graduates \$36,600

Year 5

NO additional credential \$47,500

WITH additional credential \$52,800

Year 10

NO additional credential \$59,300

WITH additional credential \$67,500





Year 5 Median Salaries: Top Fields

Computer &
Information Sciences

WITH additional credential \$72,100
NO additional credential \$64,800

Engineering

WITH additional credential \$71,100
NO additional credential \$69,500

Health Professions

WITH additional credential \$65,000
NO additional credential \$53,200

Engineering Technician

WITH additional credential \$64,900
NO additional credential \$64,200

Business & Marketing

WITH additional credential \$59,400
NO additional credential \$50,300

Mathematics &
Statistics

WITH additional credential \$56,700
NO additional credential \$51,200



Year 5 Median Salaries: Bottom Fields

Additional credential(s) = Higher earnings

Psychology

no additional credential \$38,900

\$41,600

Visual & Performing
Arts

no additional credential \$38,300

\$44,200

Languages & Linguistics

no additional credential \$38,100

\$46,500

Philosophy & Religious
Studies

no additional credential \$36,600

\$49,500



Year 10 Median Salaries: Top Fields

Engineering

WITH additional credential \$94,300

NO additional credential \$84,900

Engineering Technician

WITH additional credential \$91,800

NO additional credential \$80,400

Computer &
Information Sciences

WITH additional credential \$91,000

NO additional credential \$76,600

Biological Sciences

WITH additional credential \$86,800

NO additional credential \$58,900

Agriculture

WITH additional credential \$83,900

NO additional credential \$57,600



Year 10 Median Salaries: Bottom Fields

Additional credential(s) = Higher earnings

Natural Resources

no additional credential \$48,600

\$59,800

Visual & Performing Arts

no additional credential \$48,500

\$51,200

Public Administration

no additional credential \$47,700

\$52,000

Psychology

no additional credential \$47,100

\$55,800

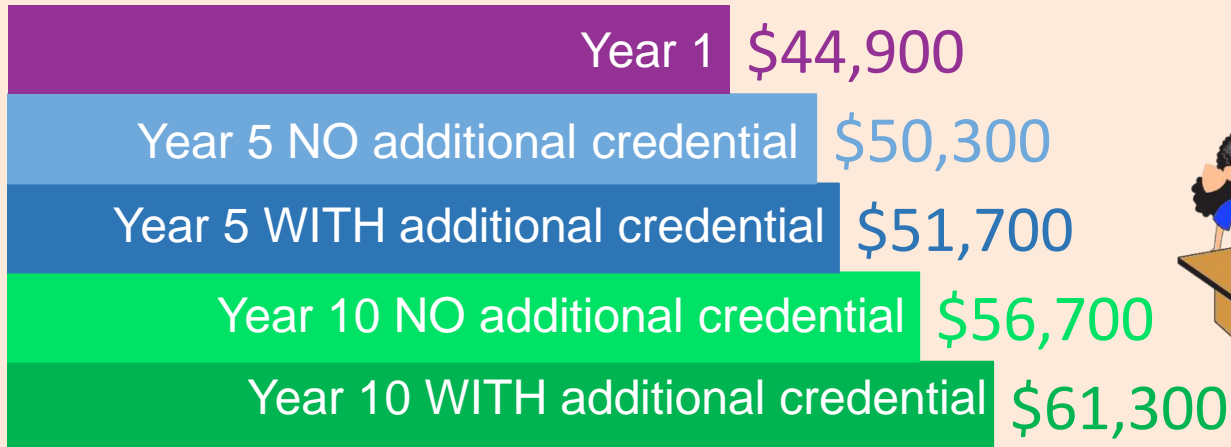
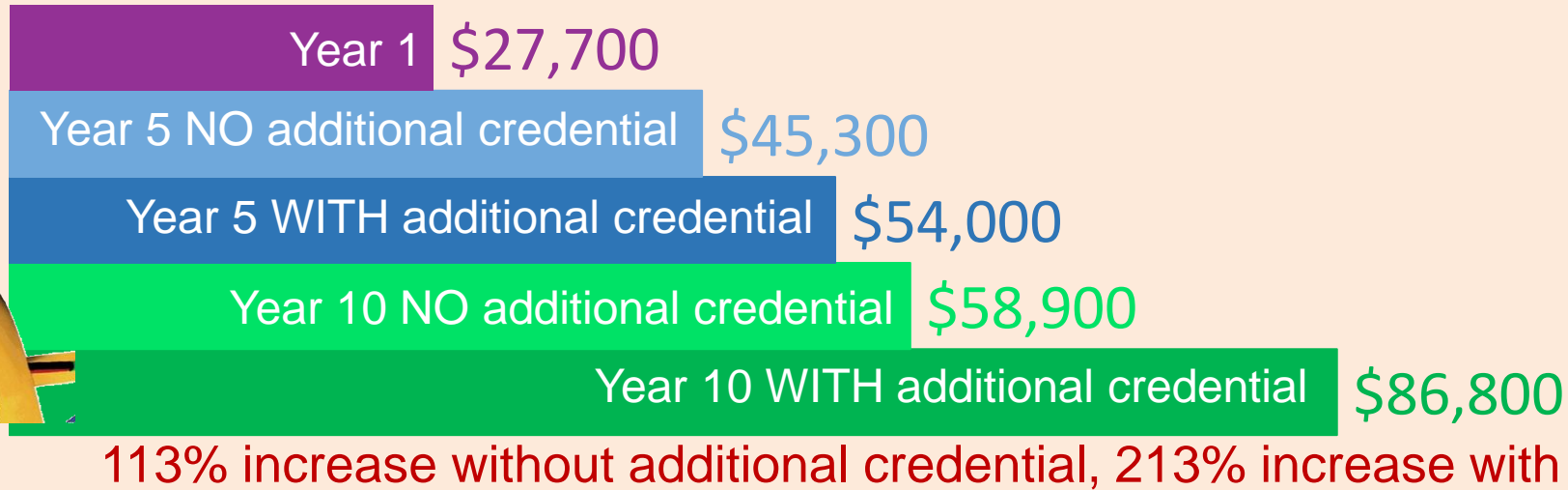
Languages & Linguistics

no additional credential \$47,000

\$55,000




Salary Gains Not Equal Across All Fields



26% increase without additional credential, 37% increase with



Next Steps



Share information with students & employers



Continue monitoring outcomes of graduates 1, 5, and 10 years after graduation



BOARD *of* GOVERNORS

State University System of Florida

www.flbog.edu