

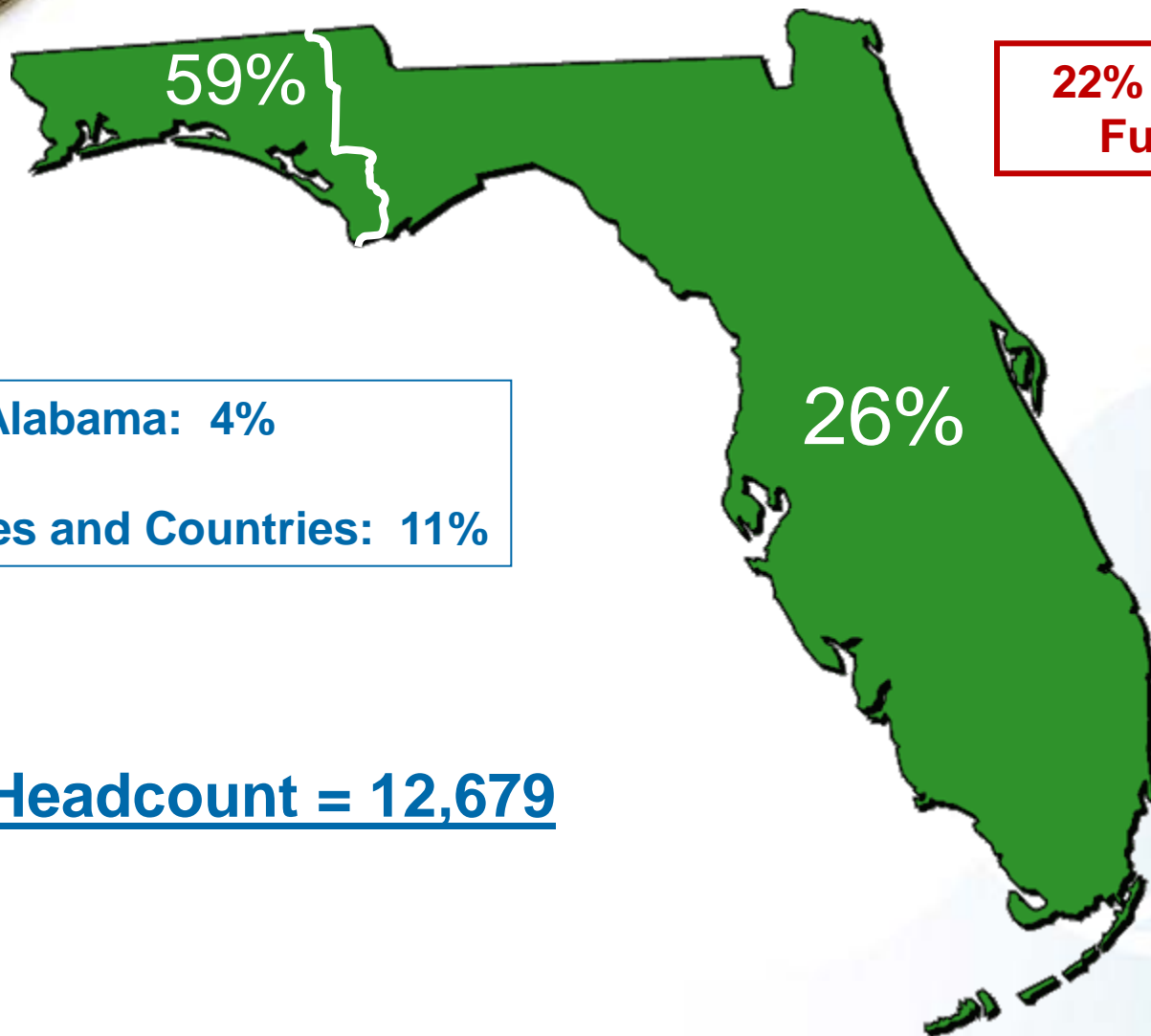


University of West Florida 2013-14 Work Plan Update





UWF Today: Student Markets



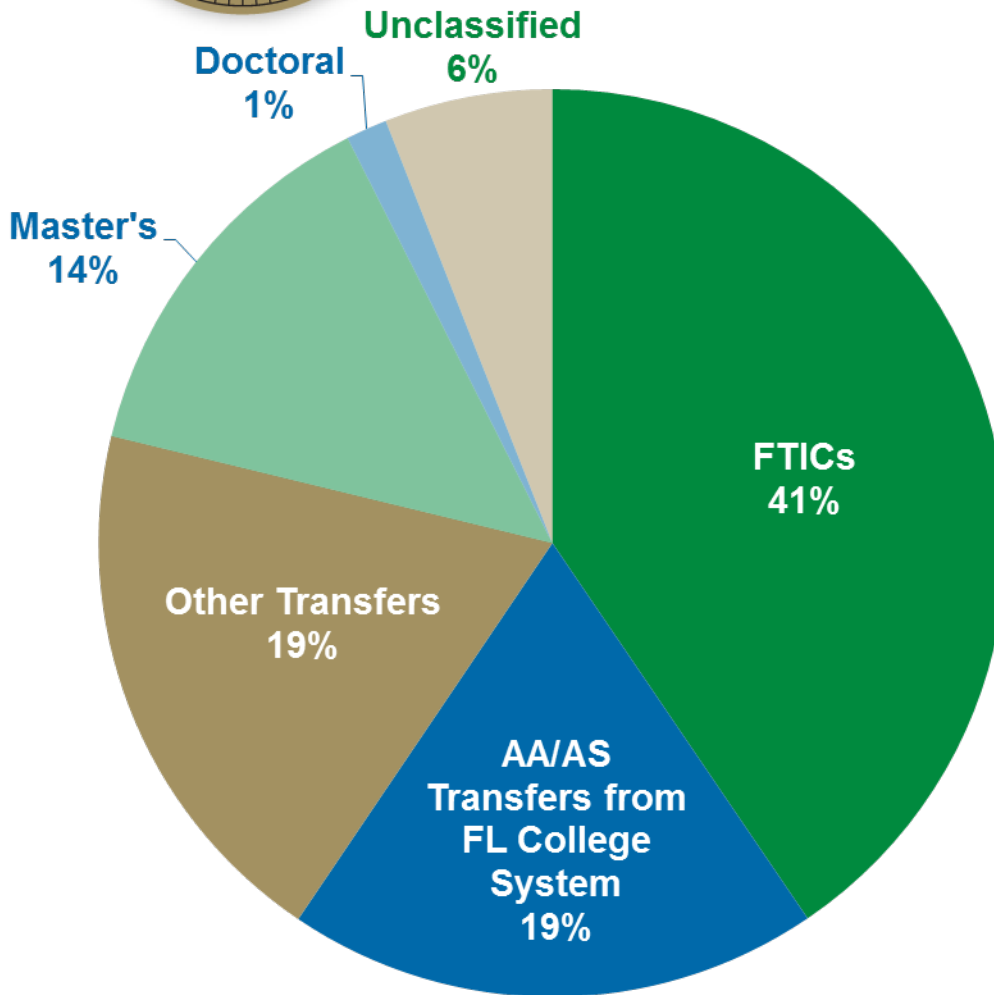
Alabama: 4%

Other States and Countries: 11%

Fall 2012 Headcount = 12,679



UWF Students



Fall 2012 Headcount = 12,679

Seeking the Optimal Mix

In Fall 2012:

- 59% of FTICs lived on campus.
- 75% of undergraduate, degree-seeking students were full-time.
- 19% of undergraduates were self-identified First-Generation-in-College students.
- 29% of undergraduates were 25 or older.
- 28% diversity among enrolled students.*
- Only 28% of degree-seeking graduate students were full-time.

* Not listed only as White. Excludes Non-Resident Aliens and Students for Which Race/ Ethnicity was not reported. 3



UWF's Military Connection

- More than 18% of UWF students are active duty, veterans, spouses, or dependents affiliated with the military.
- Participating member of Yellow Ribbon Scholarship Program.
- Military and Veterans Resource Center.
- Support through UWF Online Campus.
- Veteran Services Certificate Program.



I will **FINISH MY DEGREE**

*A "Top Military
Friendly School"*




uwf.edu/HigherEd



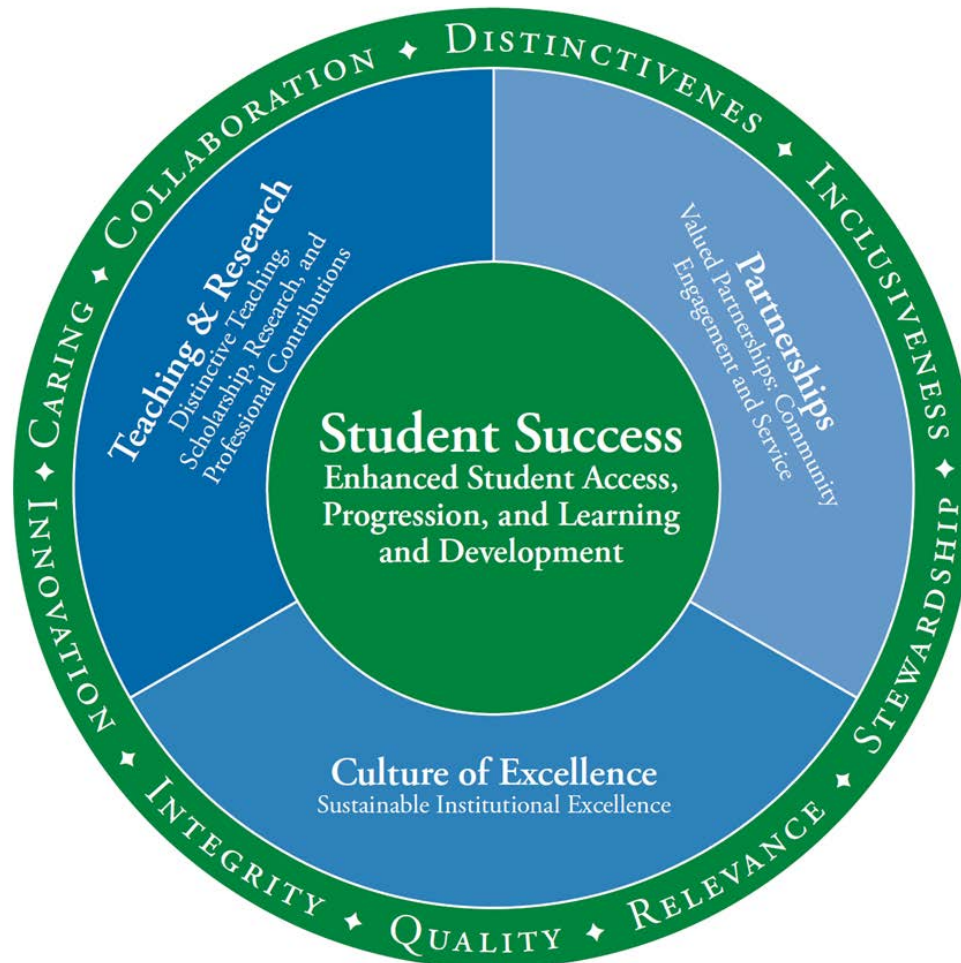


Community Partnerships





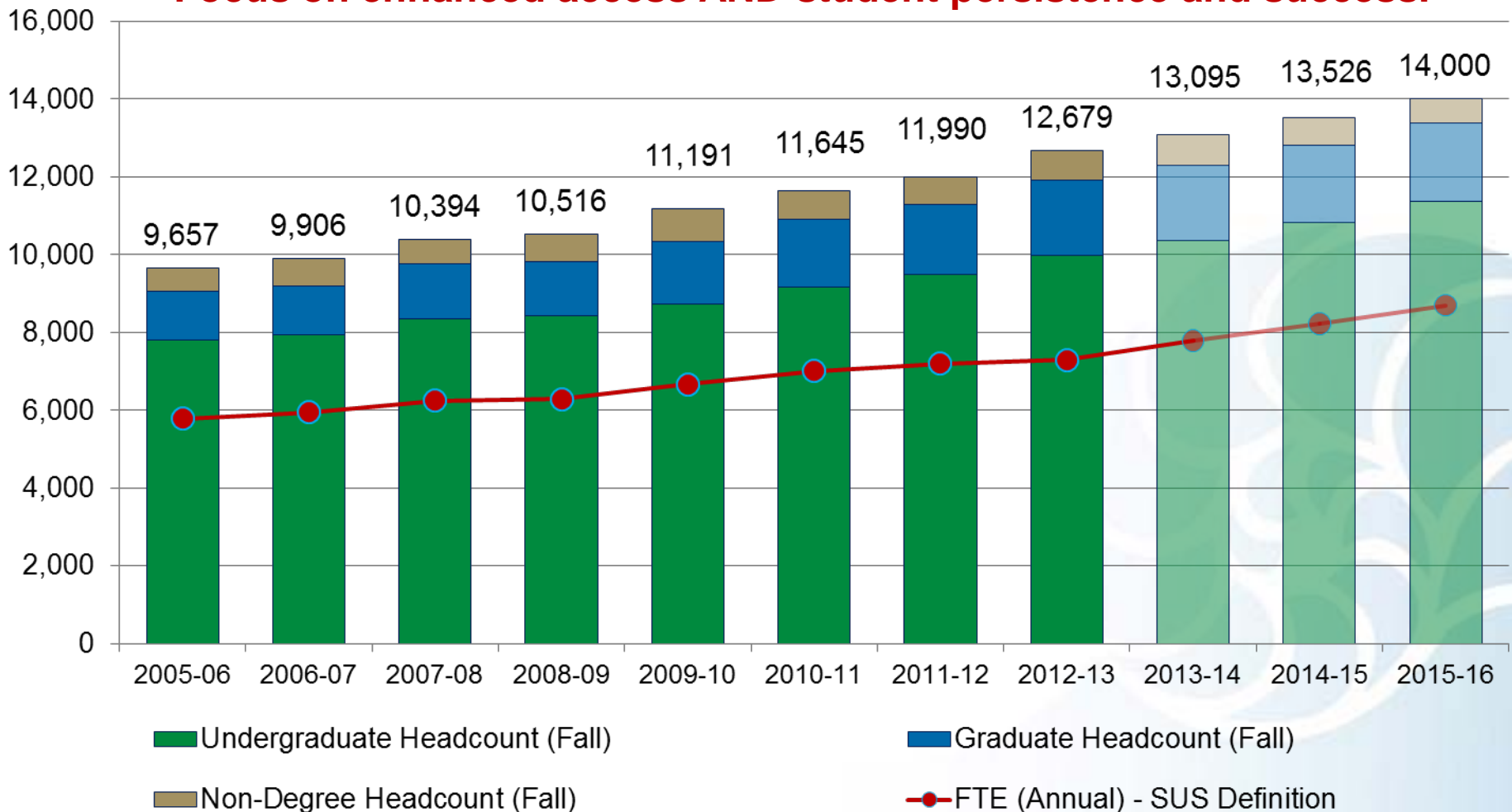
#1 Priority: Student Success





Purposeful Growth Through Strategic Enrollment Planning and Management

Focus on enhanced access AND student persistence and success.





Signature Programming



Undergraduate Research



Online Education




College of Business



Academic Quality and Student Success



**100% Pass Rate in
Nursing**



**5th Ranked
Accounting Program
in the Nation**



Enhanced Student Learning

Academic Quality

- High-impact learning experiences to develop professional 21st Century skills.
- Service learning activities.
- Programs of distinction.


Operational Efficiency

- Enhanced academic & career advising.
- Robust student living & learning environment.
- Targeted support to promote student persistence (e.g., early warning, support in high-risk courses).

Return on Investment

- Baccalaureate degrees up **25%** since 2006-07.
- Baccalaureates for minorities* up **45%** since 2006-07.
- Graduate degrees up **31%** since 2006-07.
- STEM degrees awarded up **47%** since 2006-07.

(*Blacks and Hispanics)





Capital Improvement TF

East Athletic Complex – Tennis Courts



#1 Priority



#2 Priority



Intramural Athletic Fields





Our Future

