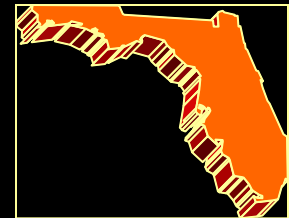


Florida Board of Governors

Performance & Accountability Committee

January 27, 2005

Steve Uhlfelder, Chair



BOG Approved Measures


- **(1) Academic Learning Compacts**
- **(2) Degree production**
- **(3) Passage Rates on licensure/certification exams**
- **(4) # and % of students from underserved populations who enroll in and earn a baccalaureate degree**
- **(5) Graduation rates**
- **(6) Meet professional and workforce needs in education, health, economic development, and emerging technologies**
- **(7) Build world class research and academic programs**
 - **Total research expenditures**
 - **Federal research expenditures**
 - **Doctoral degrees awarded**
 - **Patents awarded**
 - **Other goals associated with research or academic excellence**

2004 GAA Report

27 MEASURES

Public Service
2 Measures

Research
2 Measures



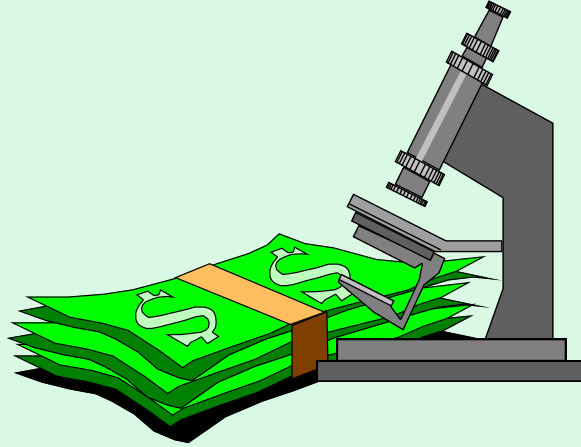
Instruction
23 Measures

PUBLIC SERVICE



- (IFAS) % of public service projects where the beneficiary is satisfied or high satisfied
- Of the total faculty effort allocated for public service, the percent devoted to public schools

RESEARCH



- Externally generated research and grant funds per state-funded ranked faculty full time equivalent
- Average number of articles in Institute for Scientific Information publication count per ranked faculty


INSTRUCTION: Admissions

- % of FL students meeting admission standards admitted as FTIC
- % of out-of-state undergrads at each univ
- # of undergrad out-of-state students above 10% of all undergrads
- % out-of-state admitted not meeting admission standards
- % FTIC admitted as student profile assessments
- # and % out-of-state student profile assessments

INSTRUCTION: Faculty Effort

- % of effort provided by faculty of the total lower level instructional effort
- % of effort provided by faculty of the total upper level instructional effort
- % of effort provided by faculty of the total graduate level instructional effort

INSTRUCTION: Graduation



- Grad rates, FTICs, six-year rate
- Grad rates, transfers, four-year rate
- Retention rates, FTICs, six-year rate
- Retention rates, transfers, four-year rate
- % of students graduating with credit hours less than 115% of degree requirement

INSTRUCTION: Degrees




- **Number of baccalaureates granted**
- **Number of masters granted**
- **Number of doctorates granted**
- **Number of professional degrees granted**

INSTRUCTION: Quality



- Pass rates on licensure / certification exams on first sitting

INSTRUCTION: Earnings



- % of prior year graduates employed at \$22K or more first year after graduation
- % of graduates remaining in Florida employed at \$22K or more five years after graduation
- % of undergraduates enrolled in graduate school upon completion of baccalaureate
- # and % of baccalaureate degree recipients who are found placed in an occupation identified as high wage/high skill on the Workforce Estimating Conference list.